

INFLATION & INVESTMENT STYLES: NAVIGATING THE GRAY AREAS

INVESTMENT VIEWS
FROM OUR PARTNERS AT
NEWTON INVESTMENT MANAGEMENT

May 2025

The prospect of higher inflation is leading many investors to consider how to reposition portfolios. Generally, a low interest rate environment favors growth style investing, while higher-inflation environments have favored value investing. However, there can often be overlaps in the two categories, blurring the lines between styles. We believe that active management may assist with navigating these dynamics.

Inflation expectations

While inflation eased last year, tariff shocks pose upside risk to inflation. Meanwhile, we expect the Federal Reserve (the “Fed”) to keep rates on hold for most of 2025. See more in our latest macro report: [Vantage Point](#).

Navigating inflation

Historically, value has tended to outperform growth in an inflationary environment. This is because during periods of inflation, central banks tend to keep interest rates high. Growth stocks suffer more when rates rise because their valuations rely heavily on future earnings, which get discounted more harshly amid higher rates.

Value investing:

Investing in companies that appear undervalued relative to their fundamentals.

Growth investing:

Investing in companies expected to grow faster than the market average in terms of revenue, earnings, or cashflow.

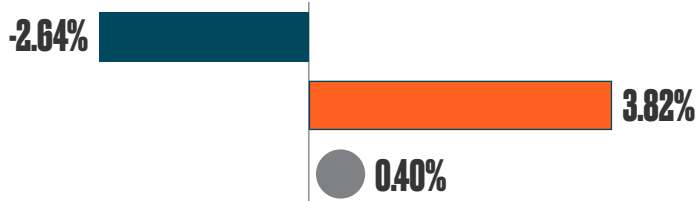
Two scenarios we’re monitoring

As the graphs below indicate, whether the monetary-policy environment is restrictive or stagflation develops, relatively speaking, value has tended to outperform growth in an elevated or extended inflation environment.

■ Russell 1000 Growth USD ■ Russell 1000 Value USD ● Russell 1000 TR USD


RESTRICTIVE MONETARY POLICY (%)

High Inflation, Falling (%) — 47 months



STAGFLATION (%)

Low Growth High Inflation — 64 months



Source: Morningstar, MPI Stylus Pro, with data provided by Morningstar. Chart above left is based on 47 separate months from January 1, 2000 through April 30, 2025. Chart above right is based on 64 separate months from January 1, 2000 through April 30, 2025. Past performance is not necessarily indicative of future results. Charts are for illustrative purposes only.

Not FDIC-Insured. Not Bank-Guaranteed. May Lose Value.

The outperformance of value over growth is even more apparent during periods of stagflation — low growth paired with high inflation. This environment historically favors cyclically oriented value securities, as well as the financials represented in the Russell 1000 Value Index.

“We’ve seen inflation cool for much of 2024 but start to read a little bit hotter in the beginning of 2025,” says Gregory Scozzari, Senior Vice President and Investment Strategist at Newton Investment Management, the multi-asset manager within BNY Investments. “This ‘new normal’ means markets may need to adjust expectations. Ultra-low interest rates are likely behind us, and we’re moving into an environment with potentially higher rates and inflation.”

And while traditional investment guidance is that investors can consider rebalancing towards value, “the lines between growth and value equity styles are not black and white,” points out Scozzari. “You can’t put entire sectors in neat boxes easily. For example, you can find inexpensive value companies in information technology just like you can find high growth companies and vice versa in sectors like industrials or healthcare.”

Active management may help to navigate gray areas

Active management may be key to navigating uncertain times and gray areas between investment styles. Active managers look beyond labels and focus on fundamentals. “When the distinction between growth and value is unclear, like finding value stocks in tech or growth companies in industrials, active managers don’t rely on rigid categories.


We analyze each company’s earnings potential, balance sheet strength, valuation and competitive position to make investment decisions,” points out Scozzari.

In addition, instead of buying entire sectors or funds, active managers seek to identify specific companies that are

undervalued or poised for growth, even if they don’t fit neatly into traditional categories. As inflation, rates and market dynamics shift, active managers can reallocate portfolios, capturing potential opportunities of avoiding potential pitfalls in sectors that are in transition.

GO FURTHER

Learn more about inflation and investment ideas from BNY Investments:



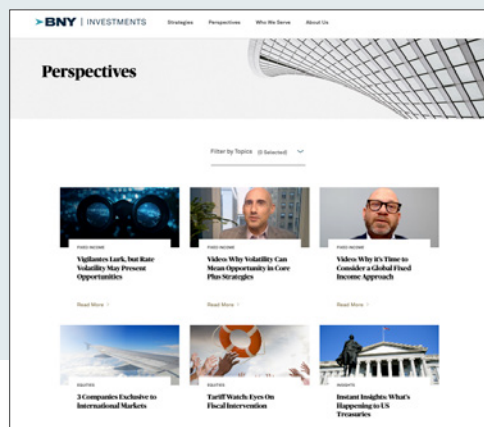
**INFLATION AND
MAGNIFICENT 7
VOLATILITY
COULD POINT TO
LARGE CAP VALUE
OPPORTUNITIES**

READ

BNY Investments Perspectives

With uncertainty and volatility expected to persist this year, investors may wish to consider active management as a complement to passive investment strategies. BNY Investments will continue to monitor market conditions and bring you our latest analysis.

VISIT



About Newton Investment Management

Newton Investment Management delivers active equities, income, absolute return (including fixed income), multi-asset (both fundamental and systematic), thematic and sustainable strategies within BNY Investments.

IMPORTANT INFORMATION

All investments involve risk including loss of principal. Certain investments involve greater or unique risks that should be considered along with the objectives, fees, and expenses before investing.

Past performance is not necessarily indicative of future results.

Asset allocation and diversification cannot ensure a profit or protect against loss.

Equities are subject to market, market sector, market liquidity, issuer, and investment style risks, to varying degrees. **Value stocks** involve risk that they may never reach their expected full market value, either because the market fails to recognize the stock's intrinsic worth or the expected value was misgauged. The **technology sector** involves special risks, such as the faster rate of change and obsolescence of technological advances, and has been among the most volatile sectors of the stock market.

This material has been provided for informational purposes only and should not be construed as investment advice or a recommendation of any particular investment product, strategy, investment manager or account arrangement, and should not serve as a primary basis for investment decisions. Prospective investors should consult a legal, tax or financial professional in order to determine whether any investment product, strategy or service is appropriate for their particular circumstances.

The Russell 1000® Value Index is an unmanaged index which measures the performance of those Russell 1000® companies with lower price-to-book ratios and lower forecasted growth values. The Russell 1000® Growth Index measures the performance of the large-cap growth segment of the US equity universe. The Russell 1000® Index tracks the performance of the 1,000 largest publicly traded companies in the US, representing a significant portion of the overall market capitalization of US equities. Investors cannot invest directly into any index.

Views expressed are those of the author stated and do not reflect views of other managers or the firm overall. Views are current as of the date of this publication and subject to change. This information may contain projections or other forward-looking statements regarding future events, targets or expectations, and is only current as of the date indicated. There is no assurance that such events or expectations will be achieved, and actual results may be significantly different from that shown here. The information is based on current market conditions, which will fluctuate and may be superseded by subsequent market events or for other reasons. References to specific securities, asset classes and financial markets are for illustrative purposes only and are not intended to be and should not be interpreted as recommendations. Information contained herein has been obtained from sources believed to be reliable, but not guaranteed. No part of this material may be reproduced in any form, or referred to in any other publication, without express written permission.

Statements are current as of the date of the material only. Any forward-looking statements speak only as of the date they are made, and are subject to numerous assumptions, risks, and uncertainties, which change over time. Actual results could differ materially from those anticipated in forward-looking statements. No investment strategy or risk management technique can guarantee returns or eliminate risk in any market environment and past performance is no indication of future performance.

Newton Investment Management North America LLC (NIMNA or the Firm). NIMNA is a registered investment adviser with the US Securities and Exchange Commission (SEC) and subsidiary of The Bank of New York Mellon Corporation (BNY). The Firm was established in 2021, comprised of equity and multi-asset teams from an affiliate, Mellon Investments Corporation. The Firm is part of the group of affiliated companies that individually or collectively provide investment advisory services under the brand Newton or Newton Investment Management. Newton currently includes NIMNA and Newton Investment Management Ltd. and Newton Investment Management Japan Limited.

BNY Investments is one of the world's leading investment management organizations, encompassing BNY's affiliated investment management firms and global distribution companies. BNY is the corporate brand of The Bank of New York Mellon Corporation and may be used to reference the corporation as a whole and/or its various subsidiaries generally.

© 2025 **BNY Mellon Securities Corporation**, distributor, 240 Greenwich Street, 9th Floor, New York, NY 10286.

Investments: Not FDIC-Insured. Not Bank-Guaranteed. May Lose Value.