

BNY Mellon Income Stock Fund

ANNUAL
SHAREHOLDER
REPORT
AUGUST 31, 2024

Class M – MPISX

This annual shareholder report contains important information about BNY Mellon Income Stock Fund (the “Fund”) for the period of September 1, 2023 to August 31, 2024. You can find additional information about the Fund at bny.com/investments/us/en/intermediary/products/bny-mellon.html. You can also request this information by calling 1-800-373-9387 (inside the U.S. only) or by sending an e-mail request to info@bny.com.

What were the Fund’s costs for the last year?

(based on a hypothetical \$10,000 investment)

| Share Class | Costs of a \$10,000 investment | Costs paid as a percentage of a \$10,000 investment |
|-------------|--------------------------------|---|
| Class M | \$99 | 0.90% |

How did the Fund perform last year?

- For the 12-month period ended August 31, 2024, the Fund’s Class M shares returned 19.31%.
- In comparison, the Dow Jones U.S. Select Dividend™ Index returned 23.37% for the same period.

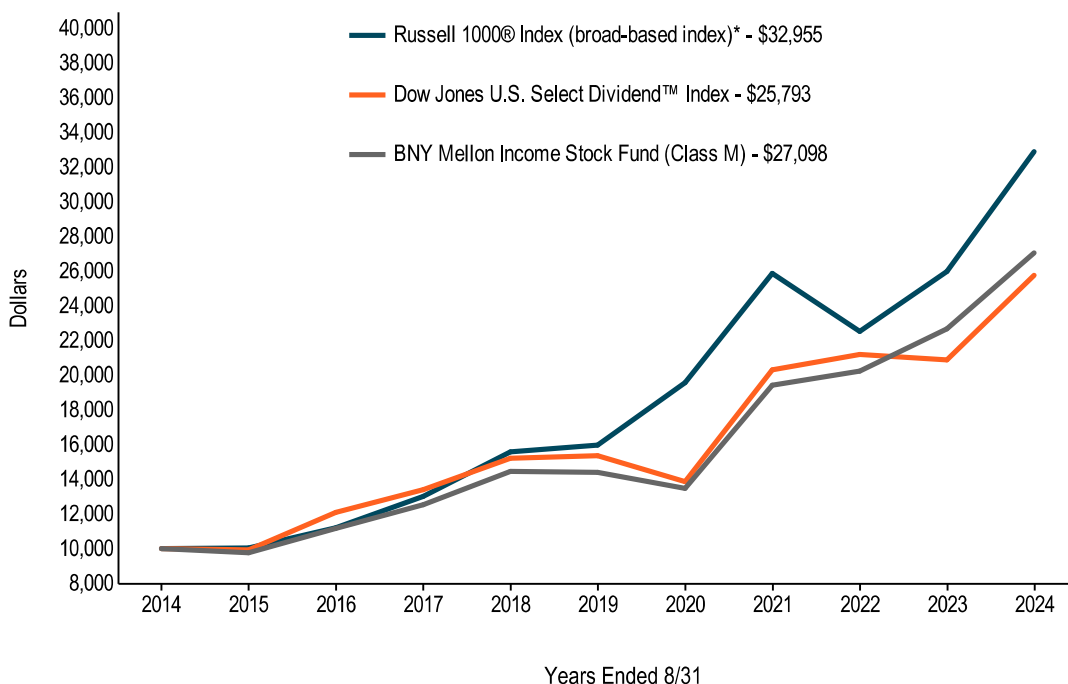
What affected the Fund’s performance?

- The market trended higher over the period, largely driven by optimism that the Federal Reserve would soon start to loosen monetary policy and by investor enthusiasm about artificial intelligence.
- The information technology, energy and consumer discretionary sectors were the biggest detractors. Stock selections in communications equipment, semiconductors, oil and gas exploration and production and the casino industry lagged most.
- The financials, materials and industrials sectors were the largest contributors to our positive absolute returns. Stock selections in the banking, insurance, building materials and mining industries were especially beneficial.

How did the Fund perform over the past 10 years?

The Fund's past performance is not a good predictor of the Fund's future performance. The graph and table do not reflect the deduction of taxes that a shareholder would pay on fund distributions or redemption of fund shares.

Cumulative Performance from September 1, 2014 through August 31, 2024 Initial Investment of \$10,000



The above graph compares a hypothetical \$10,000 investment in the Fund's Class M shares to a hypothetical investment of \$10,000 made in each of the Russell 1000® Index (a broad-based index) and Dow Jones U.S. Select Dividend™ Index on 8/31/2014. The performance shown takes into account applicable fees and expenses of the Fund, including management fees and other expenses. The Fund's performance also assumes the reinvestment of dividends and capital gains. Unlike the Fund, the indexes are not subject to charges, fees and other expenses. Investors cannot invest directly in any index.

AVERAGE ANNUAL TOTAL RETURNS (AS OF 8/31/24)

| Share Class | 1YR | 5YR | 10YR |
|--|--------|--------|--------|
| Class M Shares | 19.31% | 13.44% | 10.48% |
| Russell 1000® Index (broad-based index)* | 26.60% | 15.55% | 12.66% |
| Dow Jones U.S. Select Dividend™ Index | 23.37% | 10.90% | 9.94% |

* In accordance with regulatory changes requiring the Fund's primary benchmark to represent the overall applicable market, the Fund's primary prospectus benchmark changed to the indicated benchmark effective as of August 31, 2024.

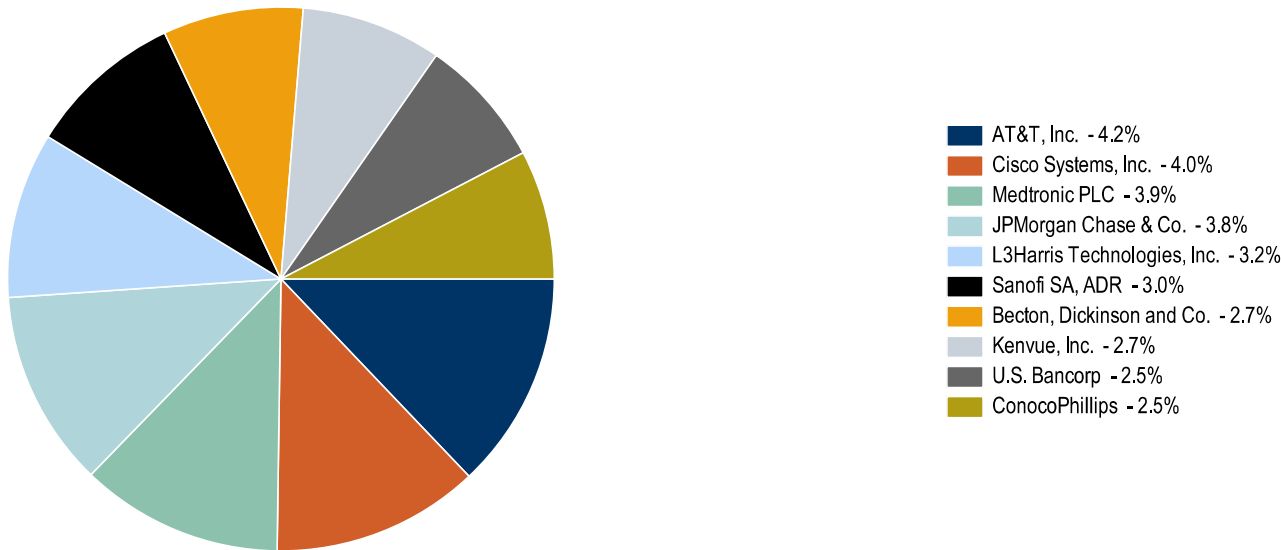
The performance data quoted represent past performance, which is no guarantee of future results. For more current information visit bny.com/investments/us/en/intermediary/products/bny-mellon.html.

KEY FUND STATISTICS (AS OF 8/31/24)

| Fund Size (Millions) | Number of Holdings | Total Advisory Fee Paid During Period | Annual Portfolio Turnover |
|----------------------|--------------------|---------------------------------------|---------------------------|
| \$223 | 54 | \$1,743,238 | 92.12% |

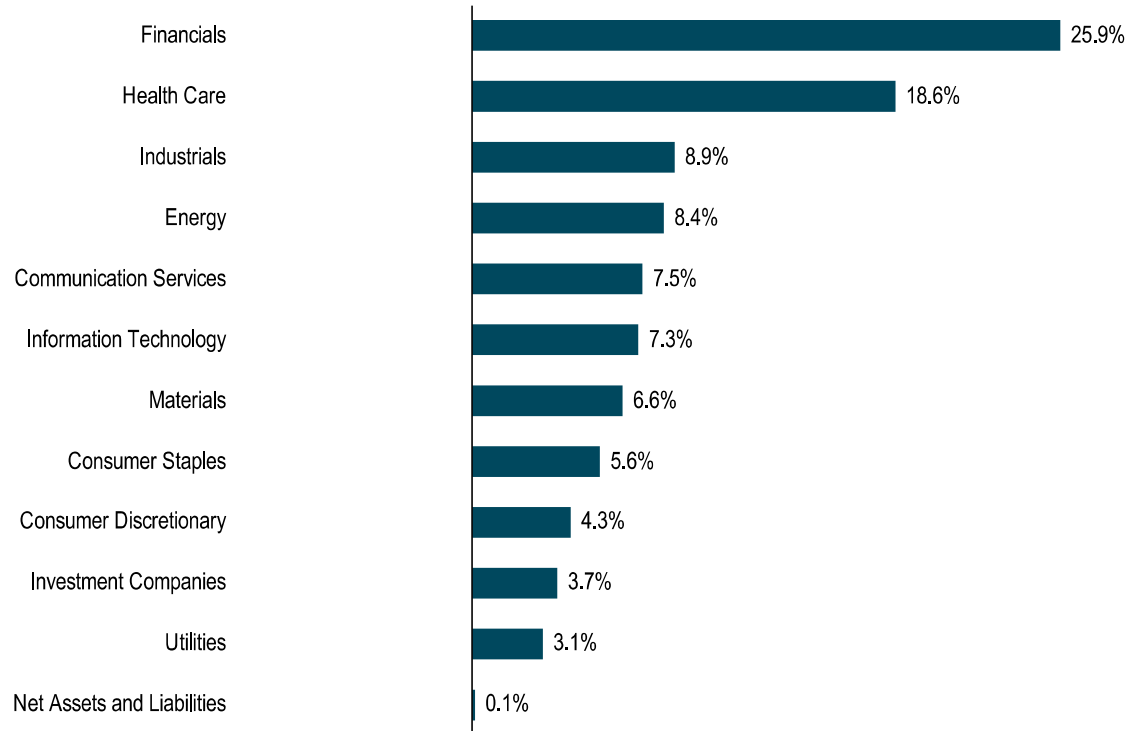
Portfolio Holdings (as of 8/31/24)

Top Ten Holdings (Based on Net Assets)*



* Excludes money market funds or other short-term securities held for the investment of cash and cash collateral for securities loaned, if any.

Sector Allocation (Based on Net Assets)



For additional information about the Fund, including its prospectus, financial information, portfolio holdings and proxy voting information, please visit bny.com/investments/us/en/intermediary/products/bny-mellon.html.