

BNY Mellon Municipal Opportunities Fund

ANNUAL
SHAREHOLDER
REPORT
AUGUST 31, 2025

Class M – MOTMX

This annual shareholder report contains important information about BNY Mellon Municipal Opportunities Fund (the “Fund”) for the period of September 1, 2024 to August 31, 2025. You can find additional information about the Fund at bny.com/investments/us/en/intermediary/products/bny-mellon.html. You can also request this information by calling 1-800-373-9387 (inside the U.S. only) or by sending an e-mail request to info@bny.com.

This report describes changes to the Fund that occurred during the reporting period.

What were the Fund’s costs for the last year?

(based on a hypothetical \$10,000 investment)

Share Class	Costs of a \$10,000 investment	Costs paid as a percentage of a \$10,000 investment
Class M	\$72	0.72%

How did the Fund perform last year?

- For the 12-month period ended August 31, 2025, the Fund’s Class M shares returned -0.94%.
- In comparison, the S&P Municipal Bond Index (the “Index”) returned 0.44% for the same period.

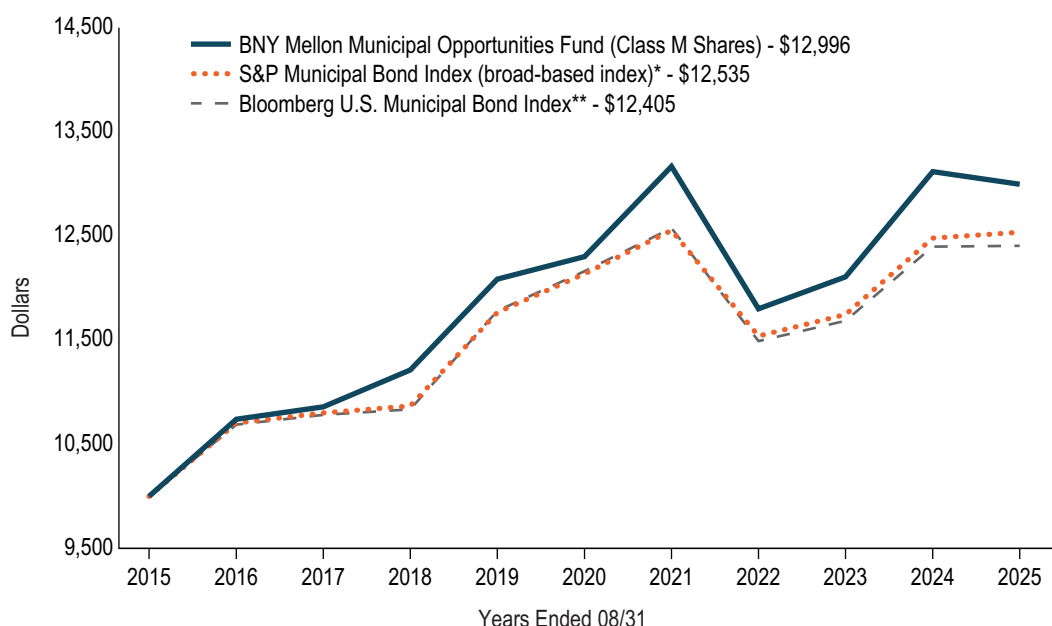
What affected the Fund’s performance?

- Front-end muni yields rallied more than longer maturities on moderating inflation and rate-cut expectations. Heavy new issue supply pressured longer maturities, contributing to bear steepening beyond 10 years.
- A higher coupon profile buffered higher rates and was slightly positive versus the Index. Hedging strategies also helped, as did overweight exposure to IDR/PCR bonds and municipal bond rate locks.
- Significantly overweight exposure to longer-dated securities was the main detractor from the Fund’s relative performance, as the return gap between 5-year bonds and 22+ year bonds exceeded 7.5%.

How did the Fund perform over the past 10 years?

The Fund's past performance is not a good predictor of the Fund's future performance. The graph and table do not reflect the deduction of taxes that a shareholder would pay on fund distributions or redemption of fund shares.

Cumulative Performance from September 1, 2015 through August 31, 2025 Initial Investment of \$10,000



The above graph compares a hypothetical \$10,000 investment in the Fund's Class M shares to a hypothetical investment of \$10,000 made in each of the S&P Municipal Bond Index (a broad-based index) and Bloomberg U.S. Municipal Bond Index on 8/31/2015. The performance shown takes into account applicable fees and expenses of the Fund, including management fees and other expenses. The Fund's performance also assumes the reinvestment of dividends and capital gains. Unlike the Fund, the indexes are not subject to charges, fees and other expenses. Investors cannot invest directly in any index.

AVERAGE ANNUAL TOTAL RETURNS (AS OF 8/31/25)

Share Class	1YR	5YR	10YR
Class M	-0.94%	1.10%	2.66%
S&P Municipal Bond Index (broad-based index)*	0.44%	0.65%	2.28%
Bloomberg U.S. Municipal Bond Index**	0.08%	0.40%	2.18%

* In accordance with regulatory changes requiring the Fund's primary benchmark to represent the overall applicable market, the Fund's primary prospectus benchmark changed to the indicated benchmark effective as of August 31, 2024.

** Effective as of August 31, 2024, changes were made to the fund's performance benchmarks. Performance of the Bloomberg U.S. Municipal Bond Index will not be shown in the future.

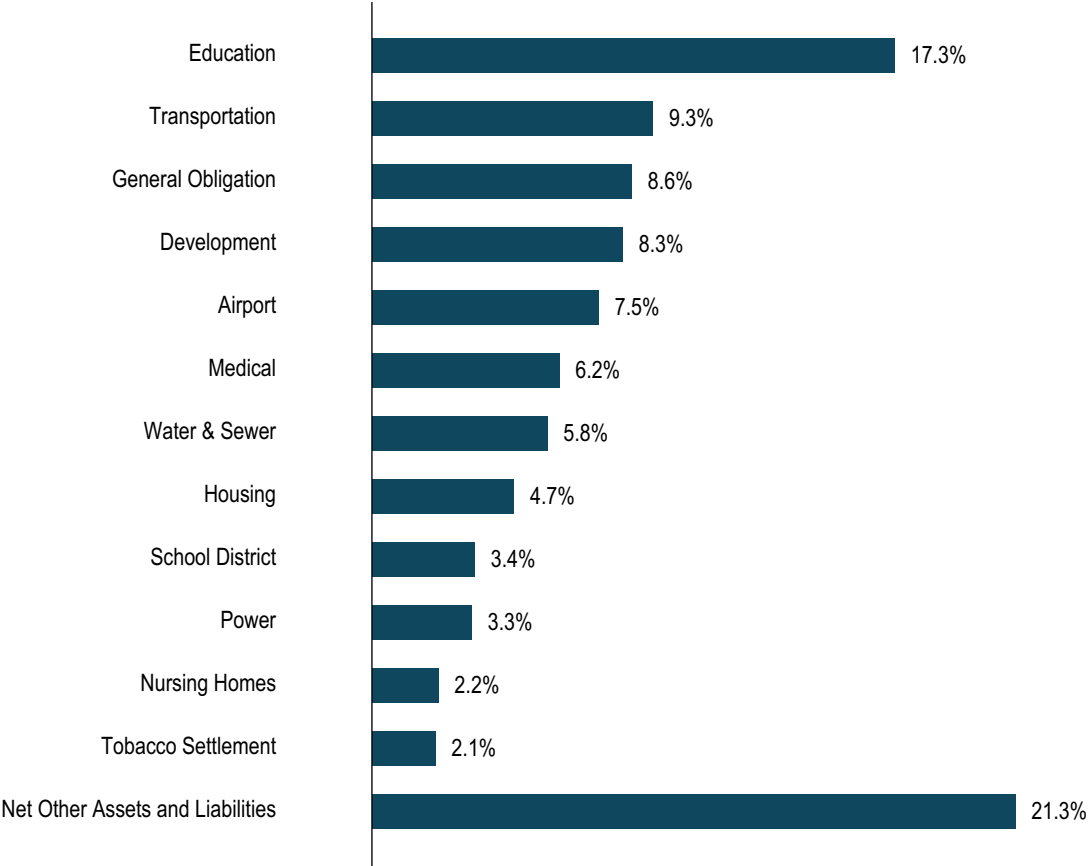
The performance data quoted represent past performance, which is no guarantee of future results. For more current information visit bny.com/investments/us/en/intermediary/products/bny-mellon.html.

KEY FUND STATISTICS (AS OF 8/31/25)

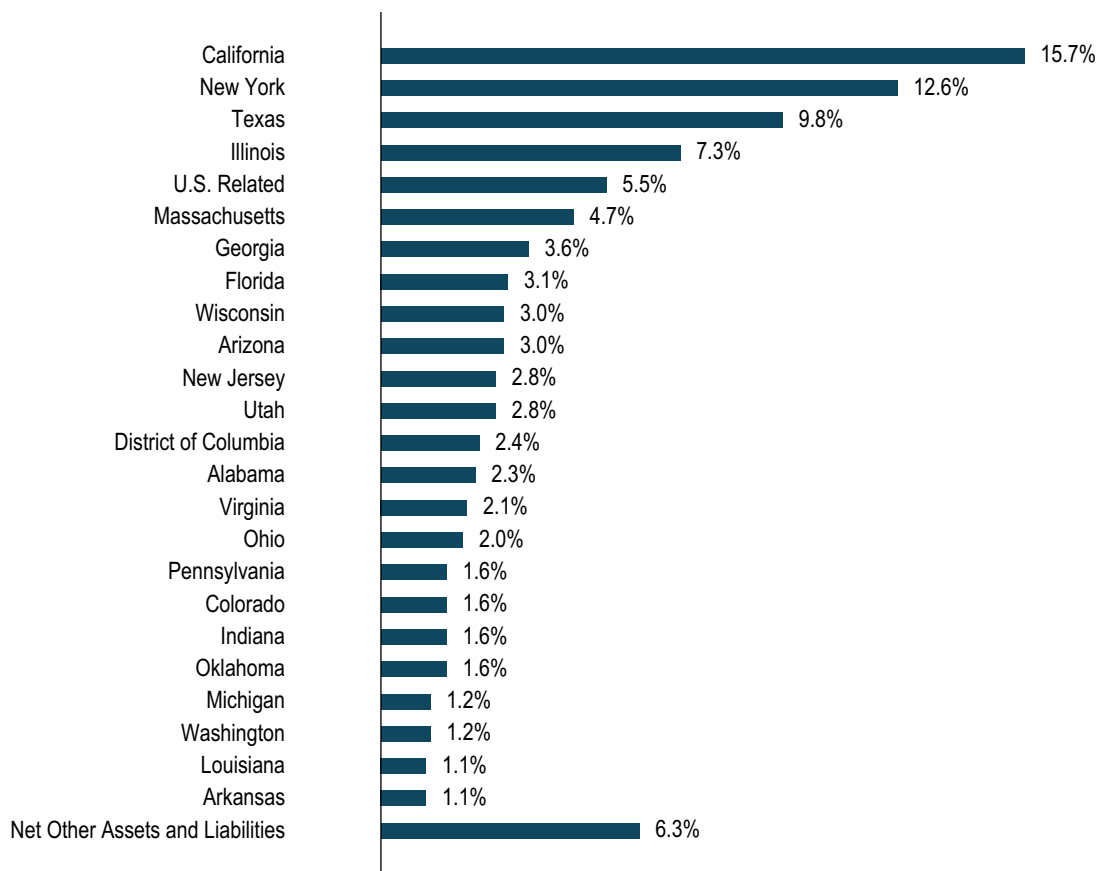
Fund Size (Millions)	Number of Holdings	Total Advisory Fee Paid During Period	Annual Portfolio Turnover
\$1,931	727	\$10,408,075	45.11%

PORTFOLIO HOLDINGS (AS OF 8/31/25)

Sector Allocation (Based on Net Assets)



State Allocation (Based on Net Assets)



How has the Fund changed?

- The Board of Trustees of BNY Mellon Funds Trust (the “Trust”) has approved, subject to shareholder approval, an Agreement and Plan of Reorganization (the “Agreement”) between the Trust, on behalf of BNY Mellon Municipal Opportunities Fund (the “Fund”), and BNY Mellon ETF Trust II, on behalf of BNY Mellon Municipal Opportunities ETF (the “Acquiring ETF”). If approved by Fund shareholders, the Fund, which is currently operated as a mutual fund, will be converted into an exchange-traded fund (“ETF”) through its reorganization with and into the Acquiring ETF. Accordingly, if the reorganization is approved by Fund shareholders, the Fund will transfer its assets to the Acquiring ETF, in exchange for whole shares of the Acquiring ETF and the assumption by the Acquiring ETF of the Fund’s liabilities. If shareholders approve the Reorganizations, each Fund is expected to be converted from a mutual fund to an ETF on or about January 9, 2026. For more information, please refer to prospectus/proxy statement filed September 17, 2025.
- Effective October 1, 2025, BNY Mellon Investment Adviser, Inc. (the “Adviser”) has engaged its affiliate, Insight North America LLC (“INA”), to serve as the sub-adviser to the Fund, pursuant to a sub-investment advisory agreement between the Adviser and INA. For more information, please refer to the supplement filed September 17, 2025.

This is a summary of certain changes to the Fund since September 1, 2024. For more complete information, you may review the Fund’s current prospectus dated December 31, 2024 as supplemented on September 17, 2025 at bny.com/investments/us/en/intermediary/products/bny-mellon.html or upon request at 1-800-373-9387.

For additional information about the Fund, including its prospectus, financial information, portfolio holdings and proxy voting information, please visit bny.com/investments/us/en/intermediary/products/bny-mellon.html.

Not FDIC Insured. Not Bank-Guaranteed. May Lose Value

© 2025 BNY Mellon Securities Corporation, Distributor,
240 Greenwich Street, 9th Floor, New York, NY 10286
Code-6085AR0825

 **BNY** | INVESTMENTS