

BNY Mellon Global Fixed Income Fund

ANNUAL
SHAREHOLDER
REPORT
DECEMBER 31, 2024

Class I – SDGIX

This annual shareholder report contains important information about BNY Mellon Global Fixed Income Fund (the “Fund”) for the period of January 1, 2024 to December 31, 2024. You can find additional information about the Fund at bny.com/investments/literaturecenter. You can also request this information by calling 1-800-373-9387 (inside the U.S. only) or by sending an e-mail request to info@bny.com.

What were the Fund’s costs for the last year?

(based on a hypothetical \$10,000 investment)

Share Class	Costs of a \$10,000 investment	Costs paid as a percentage of a \$10,000 investment
Class I	\$55	0.54%

How did the Fund perform last year?

- For the 12-month period ended December 31, 2024, the Fund’s Class I shares returned 4.76%.
- In comparison, the Bloomberg Global Aggregate Index (Hedged) (the “Index”) returned 3.40% for the same period.

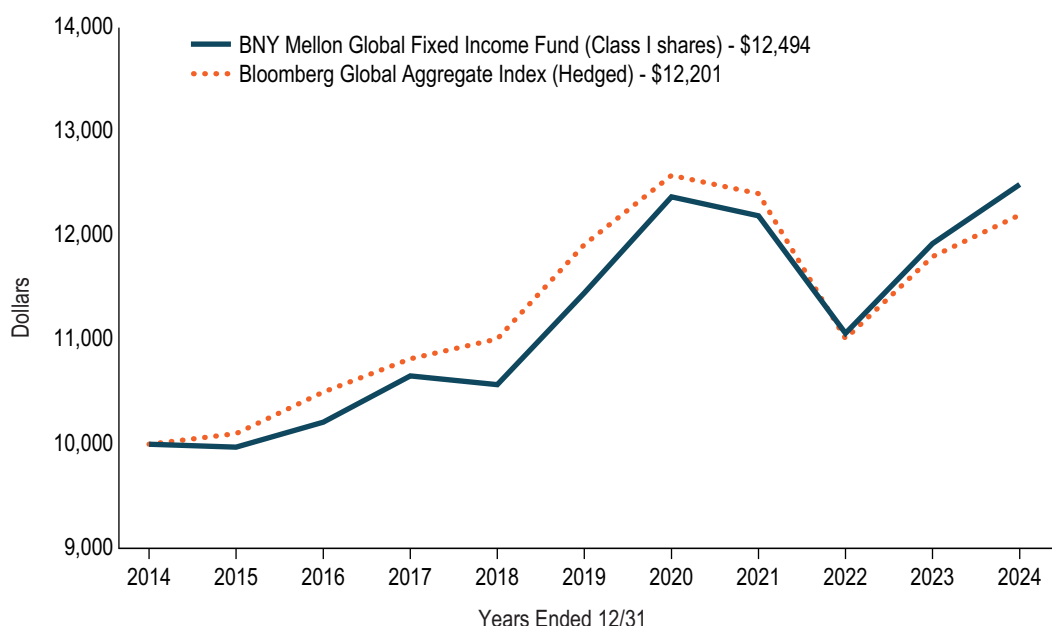
What affected the Fund’s performance?

- Global fixed-income markets rose in response to the general, though not uniform, downtrend in government bond yields and a broad-based tightening of credit spreads.
- Relative performance benefited from cross-market duration positioning, with overweight exposure to Australian, Korean and Swedish duration versus core markets, as well as active positioning in developed-markets inflation-linked products.
- Detractors from relative performance included underweight exposure to Canadian duration versus the United States, and, to a lesser degree, overweight duration positions in select local emerging markets.

How did the Fund perform over the past 10 years?

The Fund's past performance is not a good predictor of the Fund's future performance. The graph and table do not reflect the deduction of taxes that a shareholder would pay on fund distributions or redemption of fund shares.

Cumulative Performance from January 1, 2014 through December 31, 2024 Initial Investment of \$10,000



The above graph compares a hypothetical \$10,000 investment in the Fund's Class I shares to a hypothetical investment of \$10,000 made in the Bloomberg Global Aggregate Index (Hedged) on 12/31/2014. The performance shown takes into account applicable fees and expenses of the Fund, including management fees and other expenses. The Fund's performance also assumes the reinvestment of dividends and capital gains. Unlike the Fund, the Index is not subject to charges, fees and other expenses. Investors cannot invest directly in any index.

AVERAGE ANNUAL TOTAL RETURNS (AS OF 12/31/24)

Share Class	1YR	5YR	10YR
Class I	4.76%	1.76%	2.25%
Bloomberg Global Aggregate Index (Hedged)	3.40%	0.48%	2.01%

The performance data quoted represent past performance, which is no guarantee of future results. For more current information visit bny.com/investments/literaturecenter.

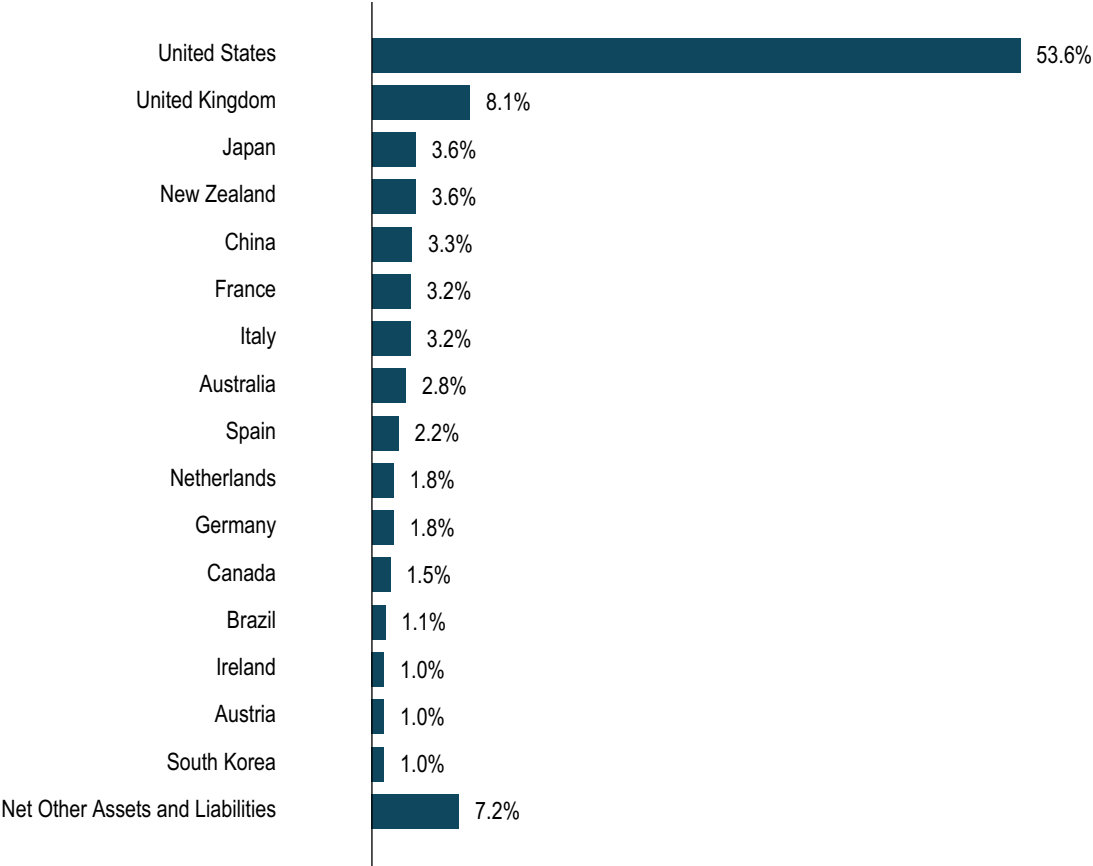
KEY FUND STATISTICS (AS OF 12/31/24)

Fund Size (Millions)	Number of Holdings	Total Advisory Fee Paid During Period	Annual Portfolio Turnover
\$2,950	457	\$10,579,414	111.62%

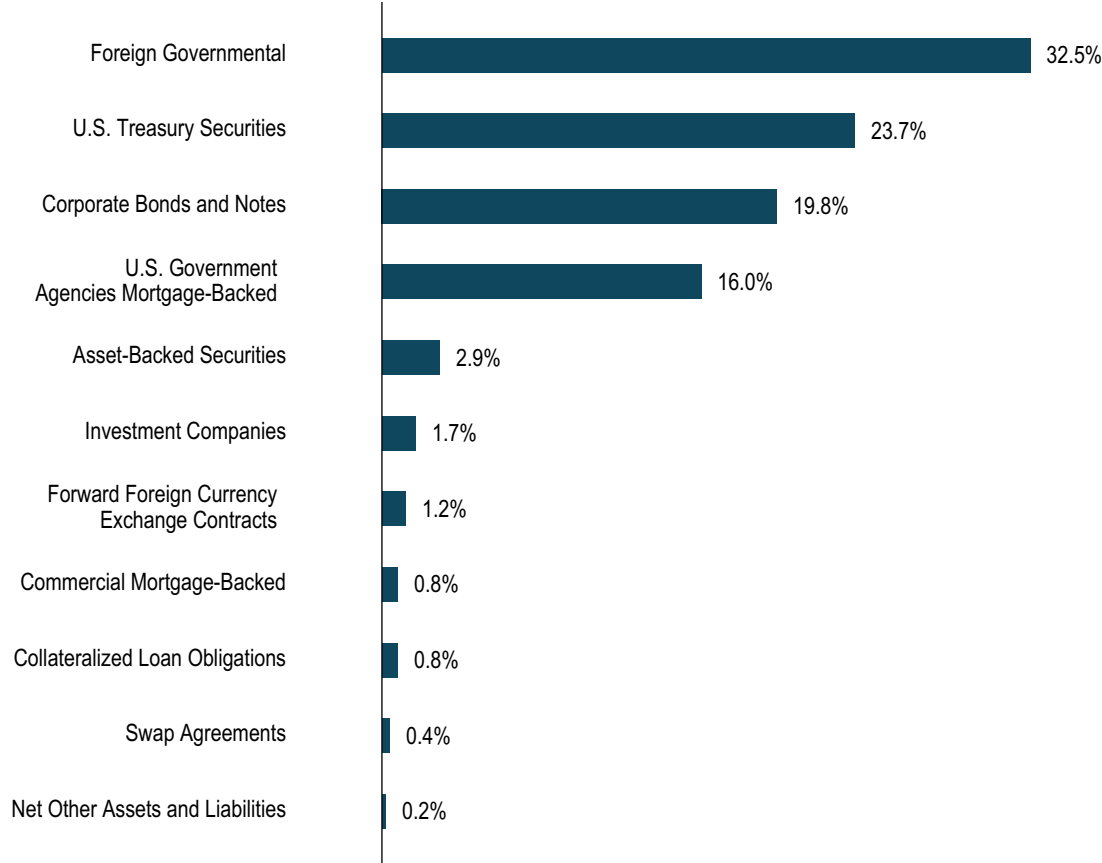
Not FDIC Insured. Not Bank-Guaranteed. May Lose Value

PORTFOLIO HOLDINGS (AS OF 12/31/24)

Country Allocation (Based on Net Assets)



Allocation of Holdings (Based on Net Assets)



For additional information about the Fund, including its prospectus, financial information, portfolio holdings and proxy voting information, please visit bny.com/investments/literaturecenter.