

BNY Mellon

International Bond Fund

ANNUAL
SHAREHOLDER
REPORT
OCTOBER 31, 2024

Class C – DIBCX

This annual shareholder report contains important information about BNY Mellon International Bond Fund (the “Fund”) for the period of November 1, 2023 to October 31, 2024. You can find additional information about the Fund at bny.com/investments/literaturecenter. You can also request this information by calling 1-800-373-9387 (inside the U.S. only) or by sending an e-mail request to info@bny.com.

What were the Fund’s costs for the last year?

(based on a hypothetical \$10,000 investment)

Share Class	Costs of a \$10,000 investment	Costs paid as a percentage of a \$10,000 investment
Class C	\$203	1.94%

How did the Fund perform last year?

- For the 12-month period ended October 31, 2024, the Fund’s Class C shares returned 9.23%.
- In comparison, the Bloomberg Global Aggregate ex USD Index (Unhedged) (the “Index”) returned 8.65% for the same period.

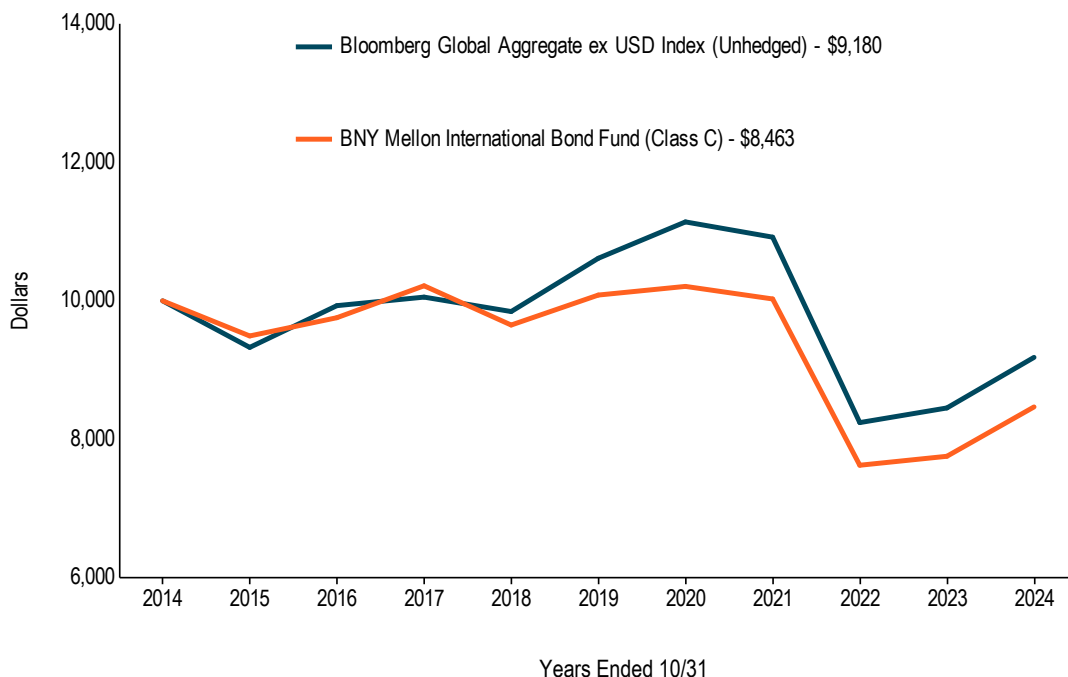
What affected the Fund’s performance?

- The weakening of the U.S. dollar increased the total return of the Fund adding to the impact of a broad-based downtrend in yields.
- The Fund’s performance relative to the Index benefited significantly from overweight U.S. duration exposure, with additional exposure added in October 2023 and April 2024.
- Active positioning in developed-market, inflation-linked products further enhanced the Fund’s relative returns.
- The Fund’s relative performance suffered from underweight exposure to Canadian versus U.S. duration.
- Active foreign exchange positioning also detracted from relative returns.

How did the Fund perform over the past 10 years?

The Fund's past performance is not a good predictor of the Fund's future performance. The graph and table do not reflect the deduction of taxes that a shareholder would pay on fund distributions or redemption of fund shares.

Cumulative Performance from November 1, 2014 through October 31, 2024 Initial Investment of \$10,000



The above graph compares a hypothetical \$10,000 investment in the Fund's Class C shares to a hypothetical investment of \$10,000 made in the Bloomberg Global Aggregate ex USD Index (Unhedged) (the "Index") on 10/31/2014. The performance shown takes into account the maximum deferred sales charge on Class C shares and applicable fees and expenses of the Fund, including management fees, 12b-1 fees and other expenses. The Fund's performance also assumes the reinvestment of dividends and capital gains. Unlike the Fund, the Index is not subject to charges, fees and other expenses. Investors cannot invest directly in any index.

AVERAGE ANNUAL TOTAL RETURNS (AS OF 10/31/24)

Class C Shares	1YR	5YR	10YR
with Maximum Deferred Sales Charge - 1.00%	8.23%**	-3.44%	-1.65%
without Deferred Sales Charge	9.23%	-3.44%	-1.65%
Bloomberg Global Aggregate ex USD Index (Unhedged)	8.65%	-2.87%	-0.85%

** The maximum contingent deferred sales charge for Class C shares is 1.00% for shares redeemed within one year of the date purchased.

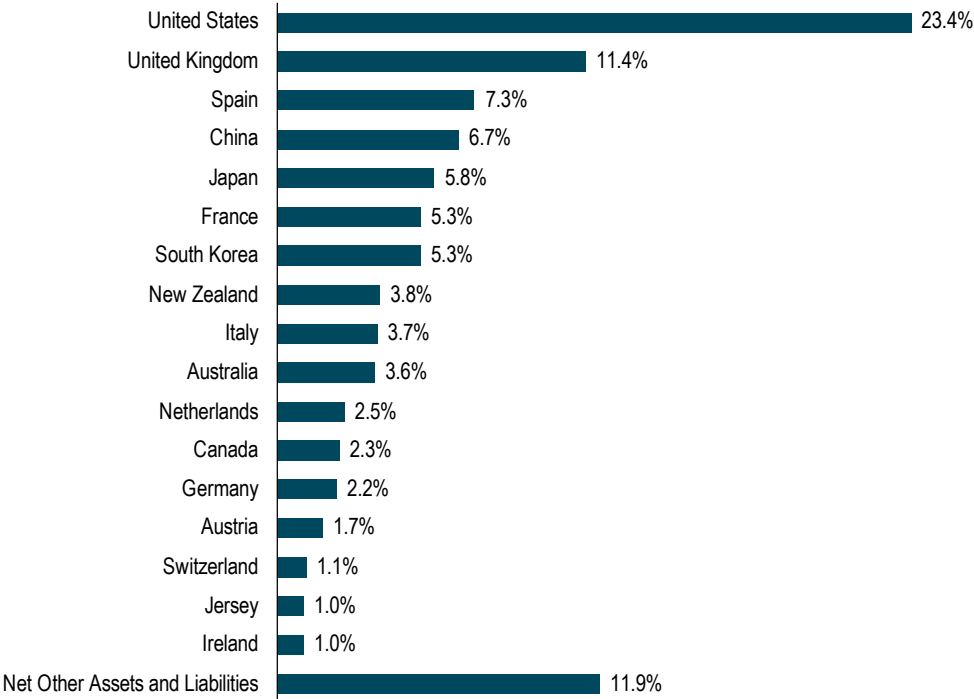
The performance data quoted represent past performance, which is no guarantee of future results. For more current information visit bny.com/investments/literaturecenter.

KEY FUND STATISTICS (AS OF 10/31/24)

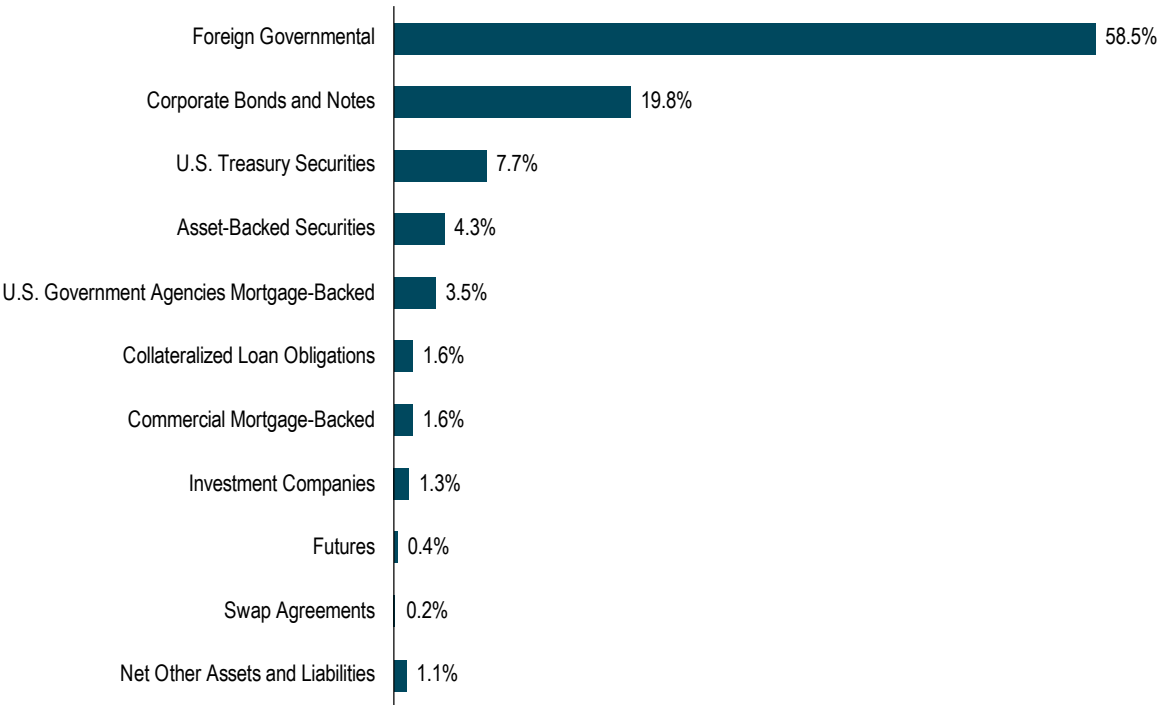
Fund Size (Millions)	Number of Holdings	Total Advisory Fee Paid During Period	Annual Portfolio Turnover
\$142	369	\$822,249	127.52%

Portfolio Holdings (as of 10/31/24)

Country Allocation (Based on Net Assets)



Allocation of Holdings (Based on Net Assets)



For additional information about the Fund, including its prospectus, financial information, portfolio holdings and proxy voting information, please visit bny.com/investments/literaturecenter.