

BNY Mellon Technology Growth Fund

ANNUAL
SHAREHOLDER
REPORT
AUGUST 31, 2024

Class Y – DTEYX

This annual shareholder report contains important information about BNY Mellon Technology Growth Fund (the “Fund”) for the period of September 1, 2023 to August 31, 2024. You can find additional information about the Fund at bny.com/investments/literaturecenter. You can also request this information by calling 1-800-373-9387 (inside the U.S. only) or by sending an e-mail request to info@bny.com.

This report describes changes to the Fund that occurred during the reporting period.

What were the Fund’s costs for the last year?

(based on a hypothetical \$10,000 investment)

Share Class	Costs of a \$10,000 investment	Costs paid as a percentage of a \$10,000 investment
Class Y*	\$95	0.82%

* During the period, fees were waived and/or expenses reimbursed pursuant to an agreement with the Fund’s investment adviser, BNY Mellon Investment Adviser, Inc. Effective December 30, 2023, this agreement was not extended, and expenses could be higher.

How did the Fund perform last year?

- For the 12-month period ended August 31, 2024, the Fund’s Class Y shares returned 30.69%.
- In comparison, the NYSE® Technology Index returned 30.72% for the same period.

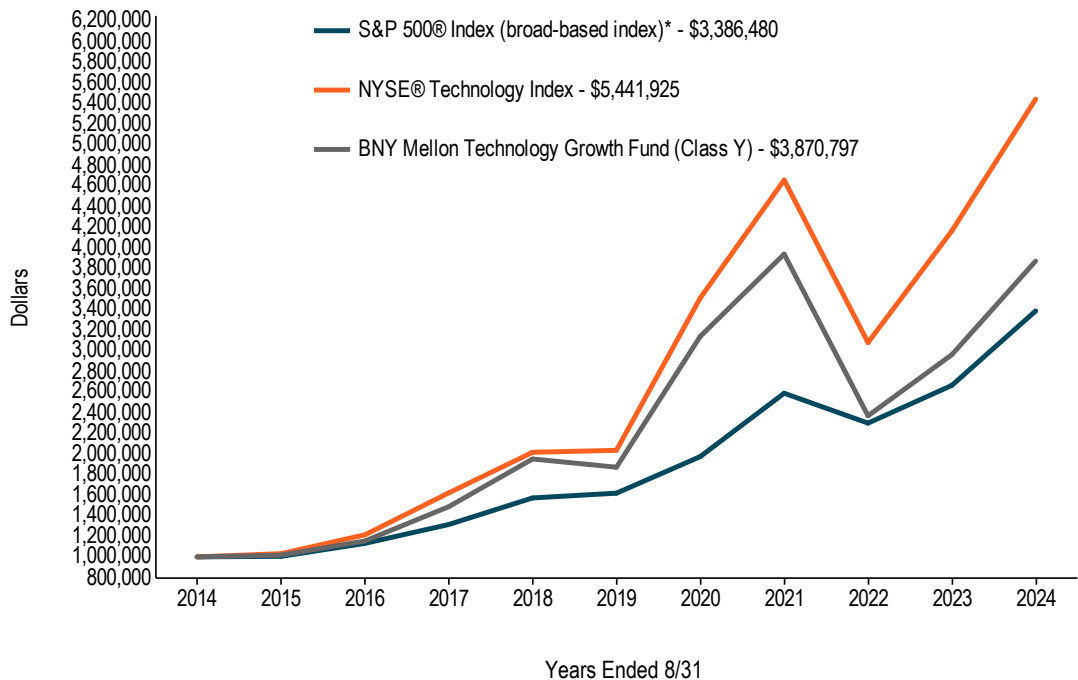
What affected the Fund’s performance?

- Stocks performed well due to strong thematic fundamentals, especially regarding generative Artificial Intelligence, and the likelihood of a soft landing and lower interest rates, which should benefit technology stocks.
- Selections in the software and information technology services industries, in particular, were the primary laggards.
- Security selection in the industrial and health care sectors contributed most positively to relative performance. An underweight to the consumer discretionary sector was also beneficial.

How did the Fund perform over the past 10 years?

The Fund's past performance is not a good predictor of the Fund's future performance. The graph and table do not reflect the deduction of taxes that a shareholder would pay on fund distributions or redemption of fund shares.

Cumulative Performance from September 1, 2014 through August 31, 2024 Initial Investment of \$1,000,000



The above graph compares a hypothetical \$1,000,000 investment in the Fund's Class Y shares to a hypothetical investment of \$1,000,000 made in each of the S&P 500® Index (a broad-based index) and NYSE® Technology Index on 8/31/2014. The performance shown takes into account applicable fees and expenses of the Fund, including management fees and other expenses. The Fund's performance also assumes the reinvestment of dividends and capital gains. Unlike the Fund, the indexes are not subject to charges, fees and other expenses. Investors cannot invest directly in any index.

AVERAGE ANNUAL TOTAL RETURNS (AS OF 8/31/24)

Share Class	1YR	5YR	10YR
Class Y Shares	30.69%	15.67%	14.50%
S&P 500® Index (broad-based index)*	27.13%	15.91%	12.97%
NYSE® Technology Index	30.72%	22.00%	18.59%

* In accordance with regulatory changes requiring the Fund's primary benchmark to represent the overall applicable market, the Fund's primary prospectus benchmark changed to the indicated benchmark effective as of August 31, 2024.

Periods prior to the inception date of the Fund's Class Y shares (9/30/2016) reflect the performance of the Fund's Class I shares. Such performance figures have not been adjusted to reflect applicable class fees and expenses of Class Y shares.

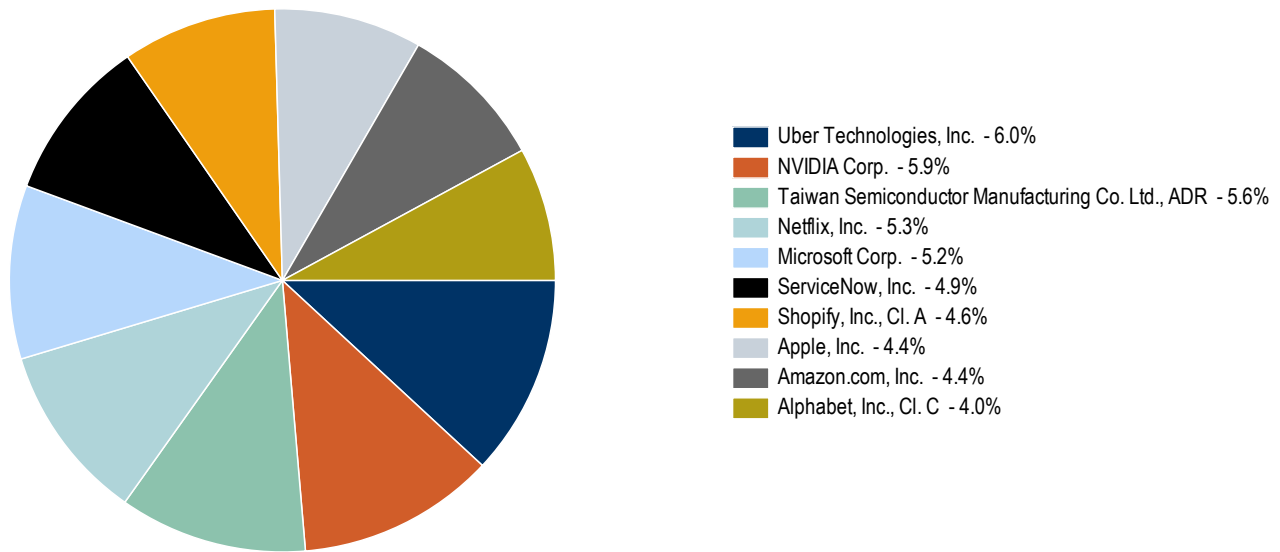
The performance data quoted represent past performance, which is no guarantee of future results. For more current information visit bny.com/investments/literaturecenter.

KEY FUND STATISTICS (AS OF 8/31/24)

Fund Size (Millions)	Number of Holdings	Total Advisory Fee Paid During Period	Annual Portfolio Turnover
\$378	39	\$2,514,008	21.29%

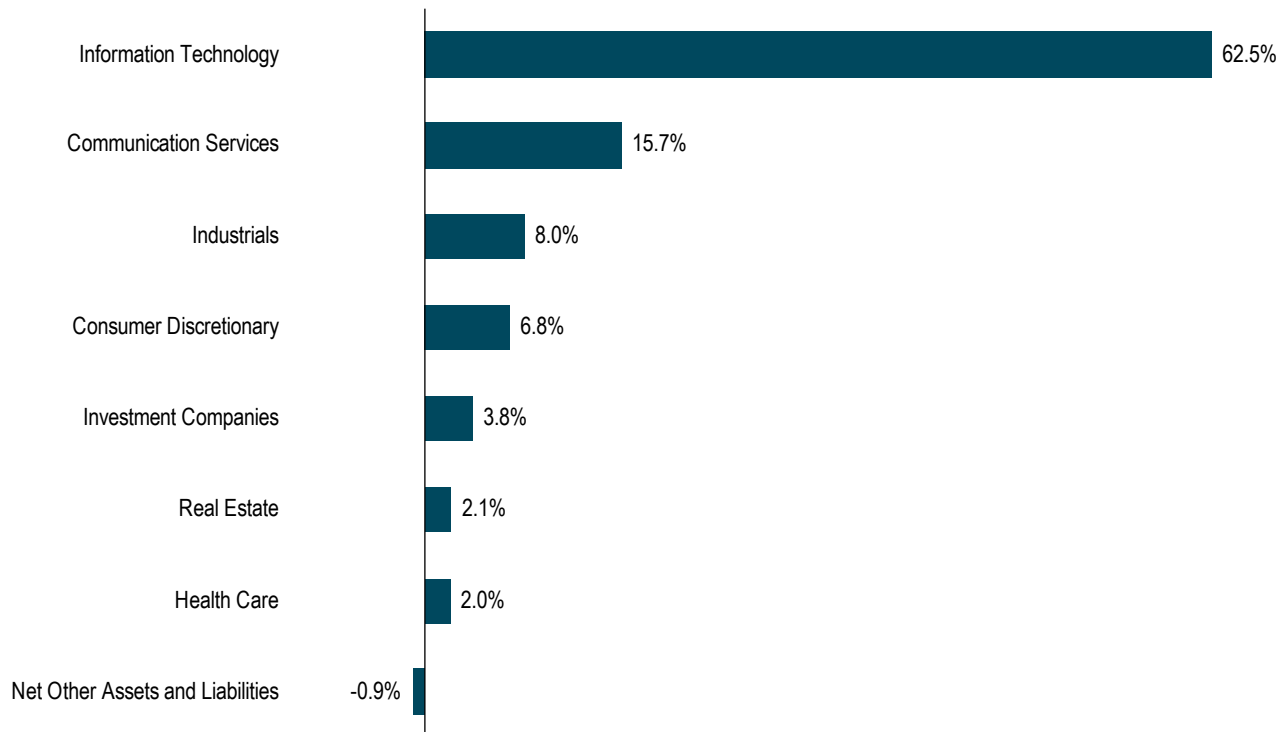
Portfolio Holdings (as of 8/31/24)

Top Ten Holdings (Based on Net Assets)*



* Excludes money market funds or other short-term securities held for the investment of cash and cash collateral for securities loaned, if any.

Sector Allocation (Based on Net Assets)



How has the Fund changed?

- Effective December 30, 2023, BNY Mellon Investment Adviser, Inc. did not extend the management fee waiver of .10% of the value of the Fund's average daily net assets.

This is a summary of certain changes to the Fund since September 1, 2023. For more complete information, you may review the Fund's next prospectus, which we expect to be available by December 31, 2024 at bny.com/investments/literaturecenter or upon request at 1-800-373-9387.

For additional information about the Fund, including its prospectus, financial information, portfolio holdings and proxy voting information, please visit bny.com/investments/literaturecenter.