

# BNY Mellon Large Cap Securities Fund, Inc.

ANNUAL  
SHAREHOLDER  
REPORT  
DECEMBER 31, 2024

Ticker – DREVX

This annual shareholder report contains important information about BNY Mellon Large Cap Securities Fund, Inc. (the “Fund”) for the period of January 1, 2024 to December 31, 2024. You can find additional information about the Fund at [bny.com/investments/literaturecenter](https://bny.com/investments/literaturecenter). You can also request this information by calling 1-800-373-9387 (inside the U.S. only) or by sending an e-mail request to [info@bny.com](mailto:info@bny.com).

What were the Fund’s costs for the last year?

(based on a hypothetical \$10,000 investment)

Fund	Costs of a \$10,000 investment	Costs paid as a percentage of a \$10,000 investment
BNY Mellon Large Cap Securities Fund, Inc.	\$77	0.68%

How did the Fund perform last year?

- For the 12-month period ended December 31, 2024, the Fund’s shares returned 27.34%.
- In comparison, the S&P 500® Index (the “Index”) returned 25.02% for the same period.

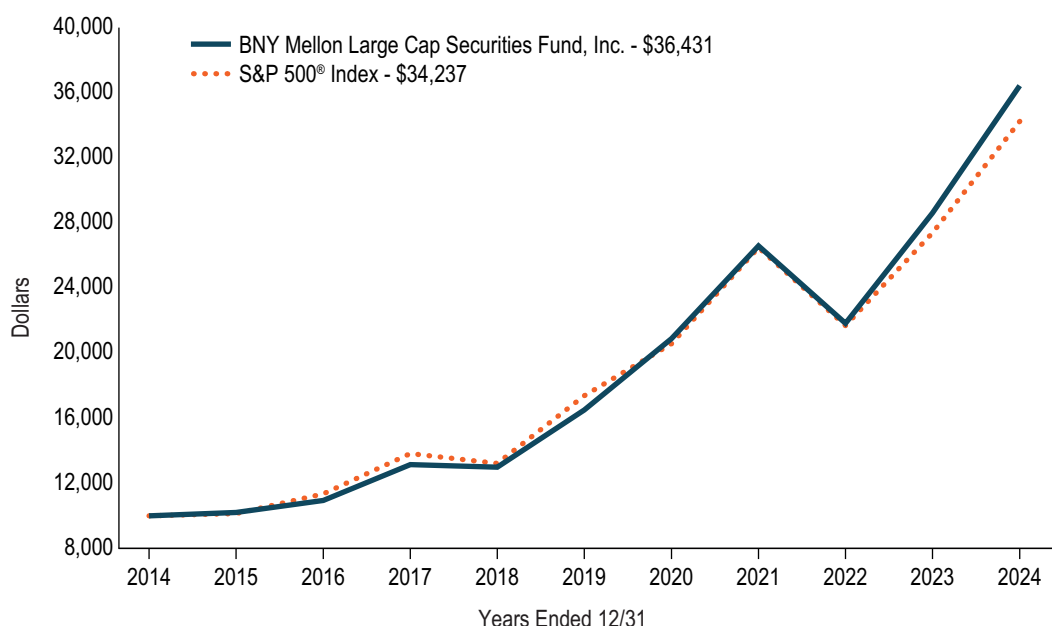
What affected the Fund’s performance?

- Equity markets posted solid returns during 2024, driven by an artificial intelligence-fueled rally, easing monetary policy and investor optimism around the incoming administration’s pro-U.S. growth agenda.
- Security selection drove relative outperformance, including in the sectors that contributed most to relative performance. Industrials was the top contributor, followed by utilities and information technology.
- The strong performance was partially offset by an overweight to energy and weaker selections in both energy and consumer discretionary.

### How did the Fund perform over the past 10 years?

**The Fund's past performance is not a good predictor of the Fund's future performance.** The graph and table do not reflect the deduction of taxes that a shareholder would pay on fund distributions or redemption of fund shares.

### Cumulative Performance from January 1, 2014 through December 31, 2024 Initial Investment of \$10,000



The above graph compares a hypothetical \$10,000 investment in the Fund's shares to a hypothetical investment of \$10,000 made in the S&P 500® Index on 12/31/2014. The performance shown takes into account applicable fees and expenses of the Fund, including management fees and other expenses. The Fund's performance also assumes the reinvestment of dividends and capital gains. Unlike the Fund, the Index is not subject to charges, fees and other expenses. Investors cannot invest directly in any index.

### AVERAGE ANNUAL TOTAL RETURNS (AS OF 12/31/24)

	1YR	5YR	10YR
BNY Mellon Large Cap Securities Fund, Inc.	27.34%	17.16%	13.80%
S&P 500® Index	25.02%	14.52%	13.10%

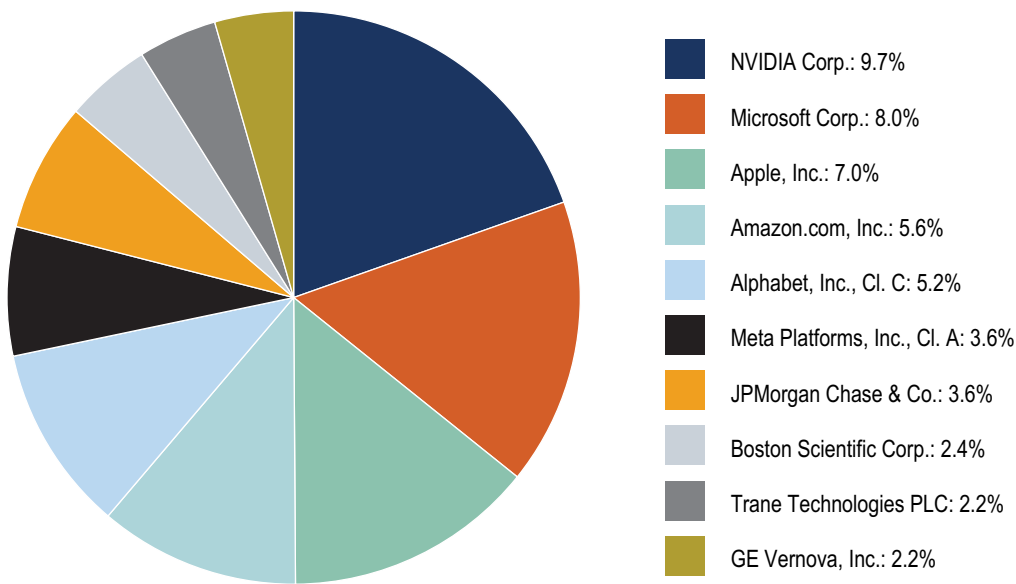
The performance data quoted represent past performance, which is no guarantee of future results. For more current information visit [bny.com/investments/literaturecenter](https://bny.com/investments/literaturecenter).

### KEY FUND STATISTICS (AS OF 12/31/24)

Fund Size (Millions)	Number of Holdings	Total Advisory Fee Paid During Period	Annual Portfolio Turnover
\$2,422	46	\$14,862,096	27.75%

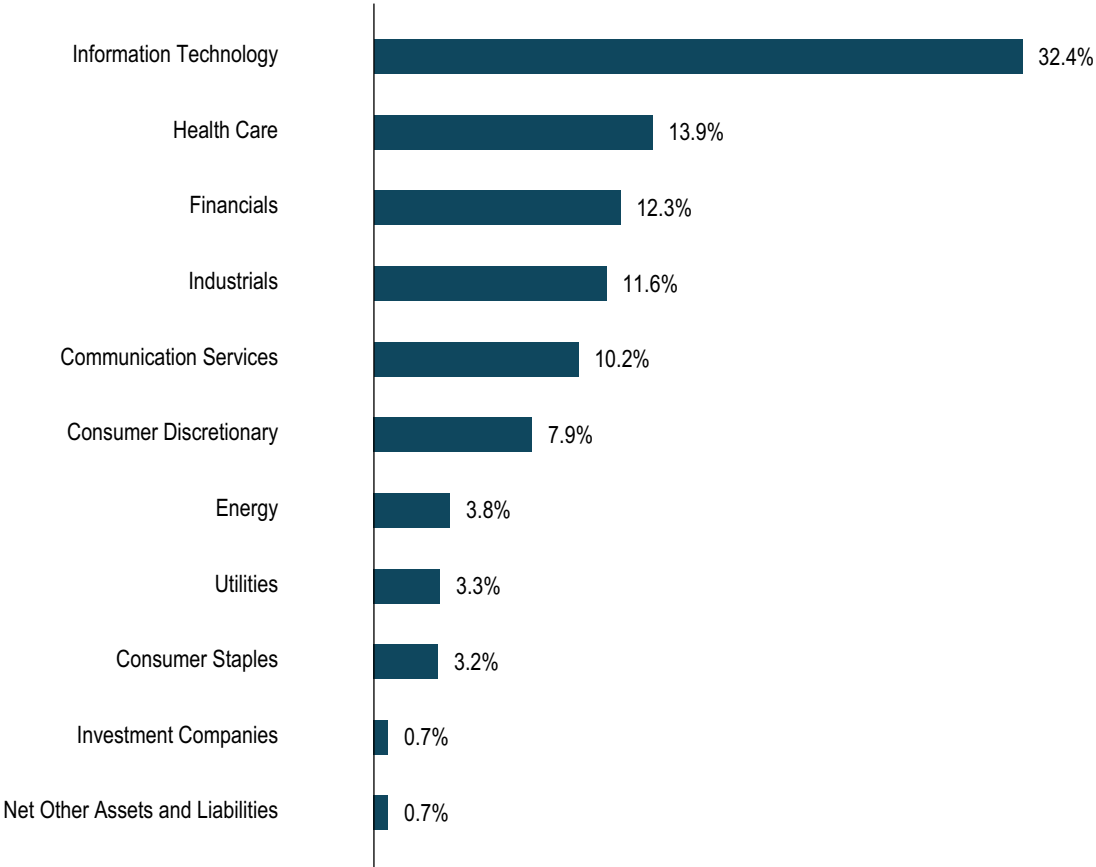
**PORTFOLIO HOLDINGS (AS OF 12/31/24)**

**Top Ten Holdings (Based on Net Assets)\***



\* Excludes money market funds or other short-term securities held for the investment of cash and cash collateral for securities loaned, if any.

**Sector Allocation (Based on Net Assets)**



**Not FDIC Insured. Not Bank-Guaranteed. May Lose Value**

For additional information about the Fund, including its prospectus, financial information, portfolio holdings and proxy voting information, please visit [bny.com/investments/literaturecenter](https://bny.com/investments/literaturecenter).