



BNY MELLON **FUTURELEGACY FUNDS**

Investing for all of our futures, creating a powerful legacy

The value of investments and the income received can fall as well as rise and investors may not get back the original amount invested.

Please refer to the prospectus, KIID where applicable and other fund documents for a full list of risks and before making any investment decisions. Documents are available in English and in selected local languages where the fund is registered. Go to bny.com/investments.

CONTENTS

3	FutureLegacy Fund Range important investor information
6	Introduction
7	FutureLegacy at a glance
9	Fit for retirement
11	Where does the BNY Mellon FutureLegacy 5 Fund invest
12	How the funds work
13	The team looking after your investment
14	Why invest with us
15	Glossary

For definitions of the investment related terms included in this document, please refer to the glossary on page 15.

FUTURELEGACY RANGE OF FUNDS

FUND OBJECTIVES AND BENCHMARKS

BNY Mellon FutureLegacy 3 Fund¹

Objective

To achieve capital growth and potential for income over the long term (5 years or more) while being managed to a pre-defined level of risk. The Fund will aim to maintain a risk profile classification of 3 from a scale of 1 (lowest) to 10 (highest) which is assessed against the risk ratings scale provided by an external third-party risk rating agency.

Benchmark

A benchmark is a metric or baseline to judge a fund's performance against. The BNY Mellon FutureLegacy 3 Fund uses the Investment Association's Mixed Investment 0-35% Shares NR Sector average as an appropriate benchmark for comparison.

This benchmark is a collection of funds with different investment managers.

Both the Fund and the constituents of the benchmark have a range of different investments. Typically, between 0% and 35% of the funds' portfolios will be invested in company shares.

As an actively managed fund, the Investment Manager can make investment decisions (whether to buy, sell or hold assets) at its discretion. These decisions are made in line with the Fund's objective and investment policy as disclosed in the Prospectus.

BNY Mellon FutureLegacy 4 Fund²

Objective

To achieve capital growth and potential for income over the long term (5 years or more) while being managed to a pre-defined level of risk. The Fund will aim to maintain a risk profile classification of 4 from a scale of 1 (lowest) to 10 (highest) which is assessed against the risk ratings scale provided by an external third-party risk rating agency.

Benchmark

A benchmark is a metric or baseline to judge a fund's performance against. The BNY Mellon FutureLegacy 4 Fund uses the Investment Association's Mixed Investment 20-60% Shares NR Sector average as an appropriate benchmark for comparison.

This benchmark is a collection of funds with different investment managers.

Both the Fund and the constituents of the benchmark have a range of different investments. Typically, between 20% and 60% of the funds' portfolios will be invested in company shares.

As an actively managed fund, the Investment Manager can make investment decisions (whether to buy, sell or hold assets) at its discretion. These decisions are made in line with the Fund's objective and investment policy as disclosed in the Prospectus.

BNY Mellon FutureLegacy 5 Fund³

Objective

To achieve capital growth and potential for income over the long term (5 years or more) while being managed to a pre-defined level of risk. The Fund will aim to maintain a risk profile classification of 5 from a scale of 1 (lowest) to 10 (highest) which is assessed against the risk ratings scale provided by an external third-party risk rating agency.

Benchmark

A benchmark is a metric or baseline to judge a fund's performance against. The BNY Mellon FutureLegacy 5 Fund uses the Investment Association's Mixed Investment 40-85% Shares NR Sector average as an appropriate benchmark for comparison.

This benchmark is a collection of funds with different investment managers.

Both the Fund and the constituents of the benchmark have a range of different investments. Typically, between 40% and 85% of the funds' portfolios will be invested in company shares.

As an actively managed fund, the Investment Manager can make investment decisions (whether to buy, sell or hold assets) at its discretion. These decisions are made in line with the Fund's objective and investment policy as disclosed in the Prospectus.

BNY Mellon FutureLegacy 6 Fund⁴

Objective

To achieve capital growth and potential for income over the long term (5 years or more) while being managed to a pre-defined level of risk. The Fund will aim to maintain a risk profile classification of 6 from a scale of 1 (lowest) to 10 (highest) which is assessed against the risk ratings scale provided by an external third-party risk rating agency.

Benchmark

A benchmark is a metric or baseline to judge a fund's performance against. The BNY Mellon FutureLegacy 6 Fund uses the Investment Association's Mixed Investment 40-85% Shares NR Sector average as an appropriate benchmark for comparison.

This benchmark is a collection of funds with different investment managers.

Both the Fund and the constituents of the benchmark have a range of different investments. Typically, between 40% and 85% of the funds' portfolios will be invested in company shares.

As an actively managed fund, the Investment Manager can make investment decisions (whether to buy, sell or hold assets) at its discretion. These decisions are made in line with the Fund's objective and investment policy as disclosed in the Prospectus.

¹ Effective 1 August 2025, the Fund's benchmark changed from 15% SONIA GBP, 55% ICE BofA Global Broad Index GBP Hedged and 30% MSCI ACWI GBP NR to the Investment Association's Mixed Investment 0-35% Shares NR sector average. Benchmark performance shown for all time periods is that of the Investment Association's Mixed Investment 0-35% Shares NR sector average.

² Effective 1 August 2025, the Fund's benchmark changed from 10% SONIA GBP, 45% ICE BofA Global Broad Index GBP Hedged and 45% MSCI ACWI GBP NR to the Investment Association's Mixed Investment 20-60% Shares NR sector average. Benchmark performance shown for all time periods is that of the Investment Association's Mixed Investment 20-60% Shares NR sector average.

³ Effective 1 August 2025, the Fund's benchmark changed from 5% SONIA GBP, 35% ICE BofA Global Broad Index GBP Hedged and 60% MSCI ACWI GBP NR to the Investment Association's Mixed Investment 40-85% Shares NR sector average. Benchmark performance shown for all time periods is that of the Investment Association's Mixed Investment 40-85% Shares NR sector average.

⁴ Effective 1 August 2025, the Fund's benchmark changed from 25% ICE BofA Global Broad Index GBP Hedged and 75% MSCI ACWI GBP NR to the Investment Association's Mixed Investment 40-85% Shares NR sector average. Benchmark performance shown for all time periods is that of the Investment Association's Mixed Investment 40-85% Shares NR sector average.

Important investor information

BNY Mellon FutureLegacy 7 Fund⁵

Objective

To achieve capital growth and potential for income over the long term (5 years or more) while being managed to a pre-defined level of risk. The Fund will aim to maintain a risk profile classification of 7 from a scale of 1 (lowest) to 10 (highest) which is assessed against the risk ratings scale provided by an external third-party risk rating agency.

Benchmark

A benchmark is a metric or baseline to judge a fund's performance against. The BNY Mellon FutureLegacy 7 Fund uses the Investment Association's Flexible Investment NR Sector average as an appropriate benchmark for comparison.

This benchmark is a collection of funds with different investment managers. Both the Fund and the constituents of the benchmark have a range of different investments. Although, up to 100% of the funds' portfolios may be invested in company shares.

As an actively managed fund, the Investment Manager can make investment decisions (whether to buy, sell or hold assets) at its discretion. These decisions are made in line with the Fund's objective and investment policy as disclosed in the Prospectus.

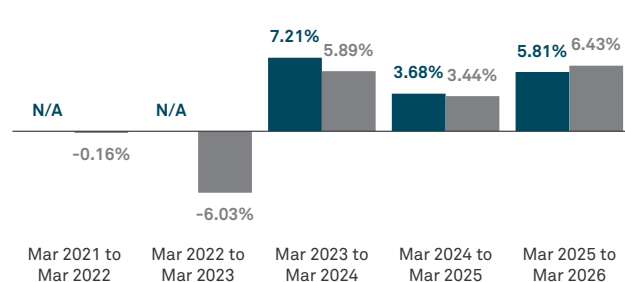
⁵ Effective 1 August 2025, the Fund's benchmark changed from 10% ICE BofA Global Broad Index GBP Hedged and 90% MSCI ACWI GBP NR to the Investment Association's Flexible Investment NR sector average. Benchmark performance shown for all time periods is that of the Investment Association's Flexible Investment NR sector average.

FUND ANNUAL PERFORMANCE TO 31 MARCH 2026

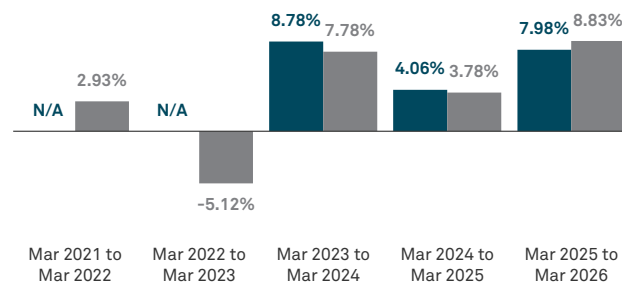
Institutional Shares W (Accumulation) share class

Past performance is not a guide to future performance

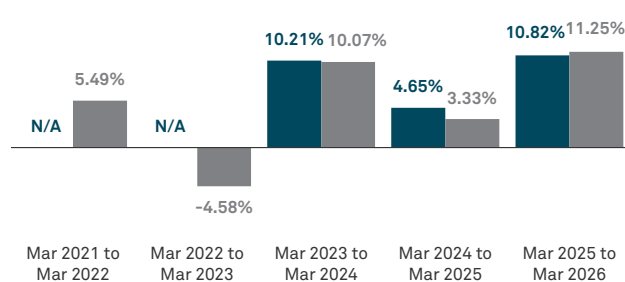
BNY Mellon FutureLegacy 3 Fund



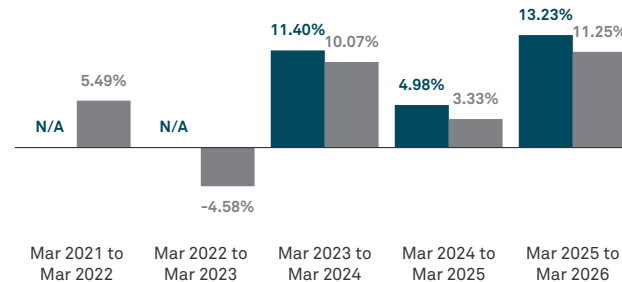
BNY Mellon FutureLegacy 4 Fund



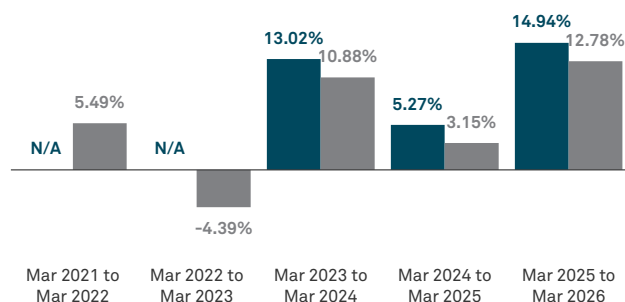
BNY Mellon FutureLegacy 5 Fund



BNY Mellon FutureLegacy 6 Fund



BNY Mellon FutureLegacy 7 Fund



Legend

- Fund
- Benchmark
- N/A: Not applicable.

Funds launch date: 7 February 2023. Source: Lipper as at 31 March 2026. Fund performance for the Institutional Shares W (Accumulation) share class performance is calculated as total return, based on net asset value, including reinvested income net of applicable UK tax and charges. All figures are in GBP terms.

Important investor information

FUND CALENDAR PERFORMANCE (%)

Institutional Shares W (Accumulation) share class

Past performance is not a guide to future performance

	2021	2022	2023	2024	2025
BNY Mellon FutureLegacy 3 Fund	-	-	-	6.48	6.36
Benchmark	2.98	-11.06	6.04	4.44	7.94
BNY Mellon FutureLegacy 4 Fund	-	-	-	8.66	8.02
Benchmark	7.59	-9.79	6.89	6.18	10.18
BNY Mellon FutureLegacy 5 Fund	-	-	-	10.94	10.29
Benchmark	11.24	-10.00	8.02	8.90	11.77
BNY Mellon FutureLegacy 6 Fund	-	-	-	12.70	12.17
Benchmark	11.24	-10.00	8.02	8.90	11.77
BNY Mellon FutureLegacy 7 Fund	-	-	-	14.46	13.64
Benchmark	12.27	-9.74	7.86	9.82	12.97

Funds launch date: 7 February 2023. Source: Lipper as at 31 March 2026. Share class performance is calculated as total return, based on net asset value, including reinvested income net of applicable UK tax and charges. All figures are in GBP terms.

FUND CHARGES - FUTURELEGACY RANGE OF FUNDS

Institutional Shares W (Accumulation) share class

One-off charges taken before or after you invest

Below are the maximum amounts that might be taken out of your money before it is invested and before the proceeds of your investment are paid out.

	%	Per £1,000 invested
Entry charge	0.00	-
Exit charge	None	-

Charges taken from the Fund over a year

So long as you hold an investment in the Fund you will pay the ongoing charges, which cover the costs of running the Fund. Ongoing charges are deducted from the Fund and, as such, are reflected in its performance. The below ongoing charges are based on expenses calculated on 31 December 2025. They may vary from year to year.

	%	Per £1,000 invested
Ongoing charges	0.52	£5.20

Other fees

In addition to ongoing charges, the expenses that arise from selling or buying investments in the Fund will also be deducted from the Fund and reflected in its performance. These costs will vary from year to year.

When investing in the Fund through a platform or financial adviser, investors may have to pay additional fees. Please ask your financial adviser for details.

INTRODUCTION

Focus on risk,
as well as reward.

When you're investing your hard-earned savings for and during retirement, it's understandable to want to focus on risk as well as reward. Especially in the uncertain world in which we live today.

Of course you want great investment performance, but you don't want to take more risk than you're comfortable with. Our FutureLegacy fund range has been designed to seek attractive returns while firmly controlling risk. Invested globally in a mix of shares, bonds and cash, there's a choice of five funds managed to different risk levels.⁶

The FutureLegacy range is built to stay relevant throughout the full investment journey because its volatility-managed multi-asset design aims to preserve capital in lower-risk profiles while still providing meaningful long-term growth potential in higher-risk profiles. This means it can support investors as they accumulate wealth and continue to deliver resilience and stability when they begin drawing income in retirement.

And, as the FutureLegacy name suggests, the funds offer more than just a way to save for your own future. They're invested in companies that, as well as being financially appealing, are helping to create a better world for future generations.⁷ This brochure summarises the features and benefits of the FutureLegacy range and the funds' four-step investment process.

Your financial adviser, using their knowledge of your savings goals and appetite for investment risk, will be able to recommend the most appropriate FutureLegacy fund for your needs.

⁶ **These Funds invest in international markets. This means they are exposed to changes in currency rates, which could affect the value of the Funds.**

Investments can be affected by interest rates and inflation trends, which may negatively affect the value of the Funds.

The Funds invest in the debt of select companies. Some companies may default – meaning they may not pay the Funds interest or repay capital when due. These investments may negatively affect the value of the Fund.

There is no guarantee that the Funds will achieve their objectives.

⁷ **The Funds follow a sustainable investment approach, which may cause them to perform differently than funds that have a similar objective but which do not integrate sustainable investment criteria when selecting investments.**

FUTURELEGACY AT A GLANCE

Who is Newton?

BNY Investments Newton is a London-based, award-winning global asset manager founded in 1978. It has a 40+ years' experience in managing multi-asset portfolios, drawing on a large research team covering all asset classes.



What is multi-asset investing?

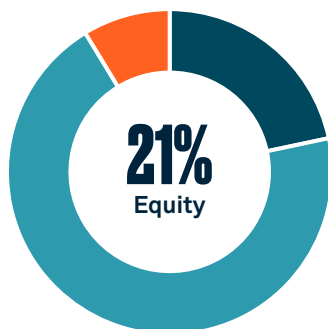
Multi-asset funds are a well-established, convenient way for investors to save for and during retirement. They combine a mix of assets, including shares, bonds and cash, with investments spread across a range of countries and business sectors. This wide diversification reduces risk as investors are not "putting all their eggs in one basket".

All five FutureLegacy funds are invested globally for capital growth and income potential over the long term. However, each fund will generally hold different percentages of shares, bonds and cash, because they are targeting different levels of risk.

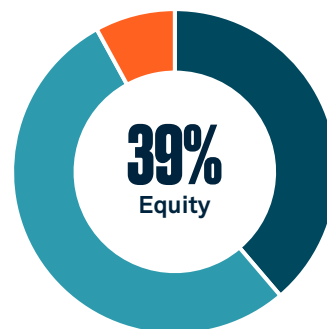
Shares are generally riskier than bonds which in turn are riskier than cash. This means that if you're comfortable taking more risk to achieve potentially higher returns, your adviser may recommend a FutureLegacy fund with a higher proportion of shares in its investment mix.

Or, if you want to take a more cautious approach even if that results in potentially lower returns, your adviser may recommend a FutureLegacy fund with more bonds and cash in its mix.

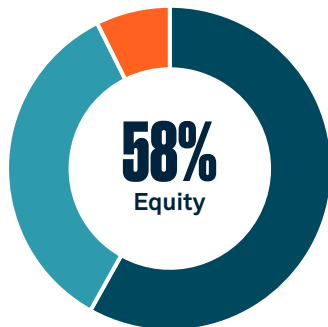
FutureLegacy 3



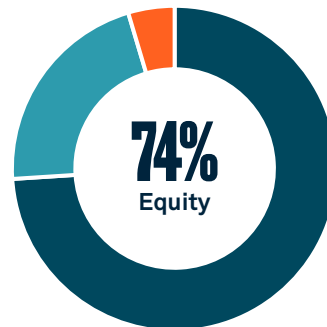
FutureLegacy 4



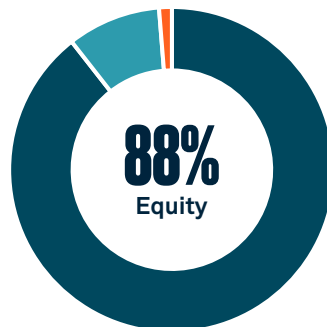
FutureLegacy 5



FutureLegacy 6



FutureLegacy 7



- Equities
- Bonds
- Cash and Others⁸

⁸ Cash and Others include Derivatives.
Source: Newton, 31 March 2026.

FUTURELEGACY AT A GLANCE

Actively managed investment portfolios

Aiming to achieve capital growth using the best ideas and expert stock-picking of Newton, rather than just passively tracking a market index.

Directly invested in shares, bonds and cash

A “multi-asset” approach that provides investment flexibility and cost efficiency.

Sustainable approach

Drawing on Newton’s sustainable investment framework, the funds invest at least 70% of their portfolios in securities which demonstrate positive environmental and/or social characteristics.⁹

Strictly risk-managed

Continuously monitored and regularly rebalanced by a dedicated risk management team to control volatility and keep the funds at their pre-defined risk level.

Accessibly priced

You pay just £5.20 a year per £1,000 invested¹⁰ (plus any fees to your adviser).

Fit for retirement

By maintaining consistent risk profiles and dynamically adjusting bond and equity exposure, it helps mitigate sequence of return risk, and can support more stable outcomes for clients drawing income in retirement.

⁹ Further information on the funds’ sustainability characteristics can be found in the UK SDR Consumer Facing Disclosures available at <https://www.bny.com/investments/uk/en/individual/funds-centre/>.

¹⁰ As at 01 August 2025. Based on the ongoing charge figure (OCF) for the BNY Mellon FutureLegacy 5 Fund’s Institutional Shares W (Accumulation) share class. The OCF represents the amount an investor will pay for the service provided by a fund. It is made up of the manager’s fees along with other costs, such as administration.

The BNY Mellon FutureLegacy funds are actively managed. The funds are invested based on forward-looking expectations of volatility – the expected fluctuations of an underlying stock or index over a specific time frame. The Investment Manager uses its own internal risk model in managing the funds and also considers external independent risk profiling methodologies. Funds have a risk profile rating to determine how conservatively it is managed. A rating of one is considered lowest risk on the scale, with 10 the highest. This risk profile score is featured in the fund’s name and is different to the risk and reward category shown in the funds’ Key Investor Information Document(s). The funds target risk profiles of 3, 4, 5, 6 and 7 but this is not guaranteed.

FIT FOR RETIREMENT

What is bouncebackability?

It is the ability of a portfolio to recover quickly and sustainably after drawdowns, regaining lost value following periods of market stress.

What is the accumulation phase in a retirement portfolio?

The accumulation phase is the period during which an investor is actively saving and investing capital to grow their retirement assets before withdrawals begin.

What is the decumulation phase in a retirement portfolio?

The decumulation phase is the period when accumulated savings are systematically drawn down to generate income and fund living expenses in retirement.

Planning for retirement requires investment solutions that grow wealth during accumulation while protecting income sustainability in decumulation. The FutureLegacy range is designed with these dual objectives in mind, making it highly relevant across the full retirement journey.

Mitigating sequence of returns risk through smarter portfolio design

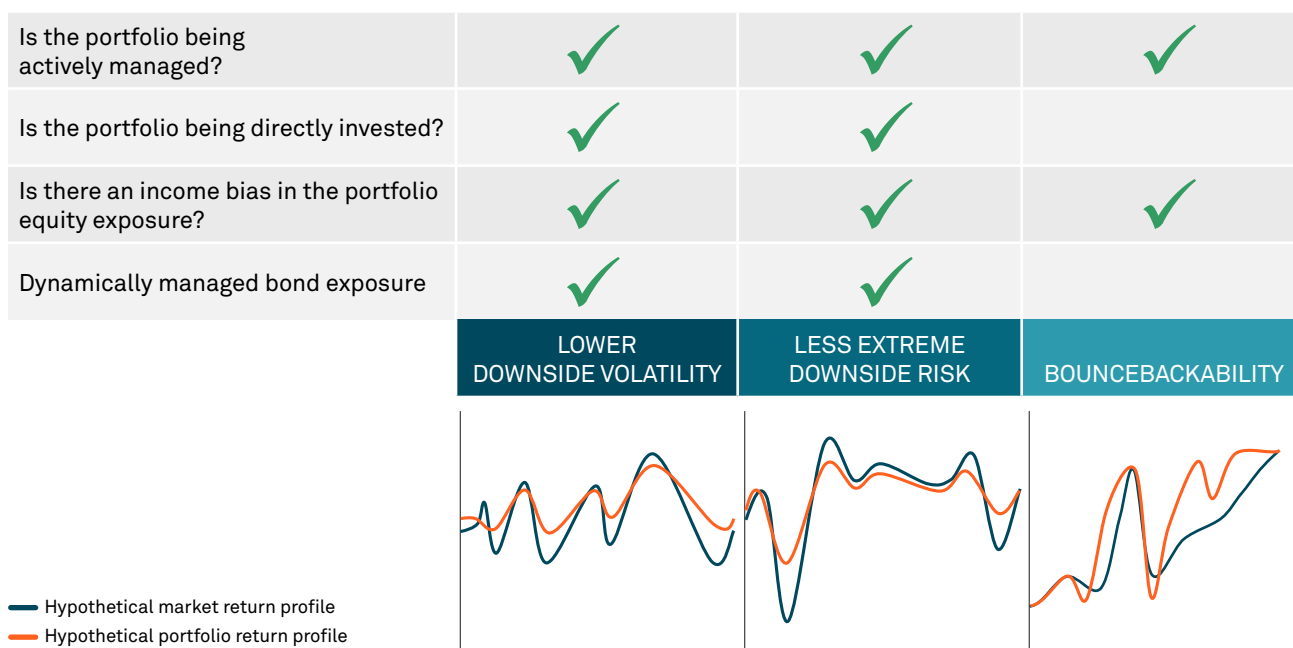
A central challenge in retirement investing is sequence of returns risk—the danger that poor market returns early in retirement reduce capital just as withdrawals begin. The FutureLegacy range helps mitigate this through active management, volatility targeting, and direct investment, all of which enhance downside protection and support faster recovery after market stress.

The equity allocation is intentionally biased toward high quality, income generating companies, characteristics historically associated with lower volatility and stronger bounce back following market downturns.

Meanwhile, the bond component—particularly in lower risk funds—is managed with capital preservation as a primary focus, helping safeguard near term income needs.

What characteristics help reduce sequence of returns risk?

Below are some key considerations that should be taken into account when selecting investment portfolios for retirement.

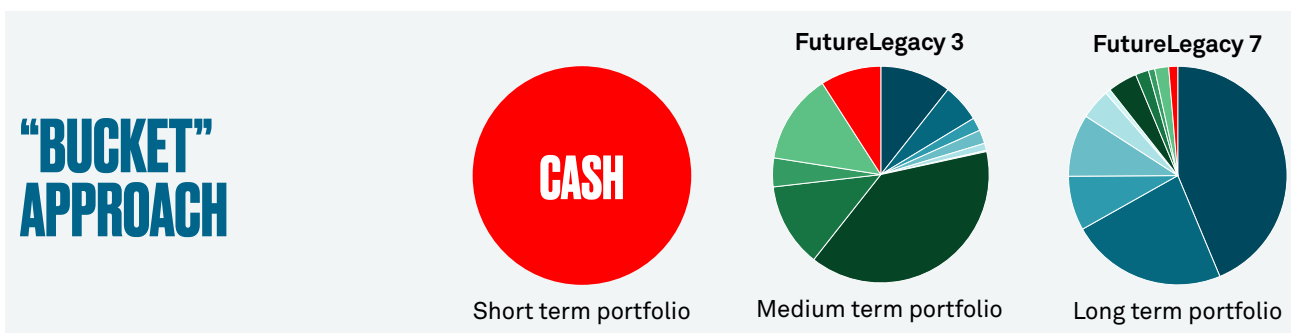
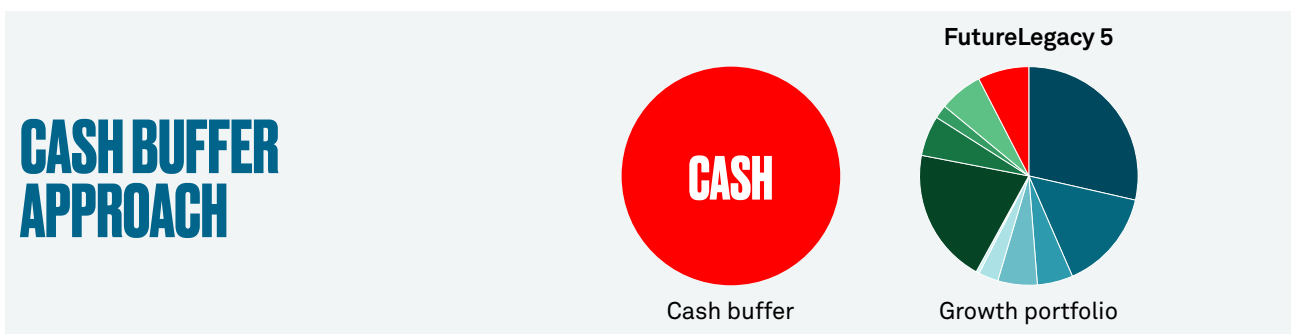


Source: BNY Investments. Lipper. For illustrative purposes only.

FIT FOR RETIREMENT

A cohesive solution for both accumulation and decumulation

Because each fund in the range is designed to match a specific risk profile, you can choose an option that fits the level of risk you're comfortable with. That helps create a more consistent experience — supporting long-term growth while you're saving, and aiming for greater stability when you start taking an income in retirement. The FutureLegacy range can work well on its own, or alongside approaches like holding a cash buffer or using a 'bucketing' strategy for retirement income, which can make it easier to understand where your money is invested and feel more confident about enjoying the retirement you've worked hard for.




- | | | | |
|---------------|---|---------------------|---|
| Equity | <ul style="list-style-type: none"> ■ North American Equity ■ Europe ex UK Equity ■ UK Equity ■ Emerging Markets Equity ■ Pacific ex Japan Equity ■ Japan Equity | Fixed Income | <ul style="list-style-type: none"> ■ Government Bond ■ Investment Grade Credit ■ High Yield Credit ■ Emerging Market Debt |
| | | Cash | ■ Cash and derivative instruments |

Source: BNY Investments. Lipper. For illustrative purposes only.

Balancing growth and protection for life after work

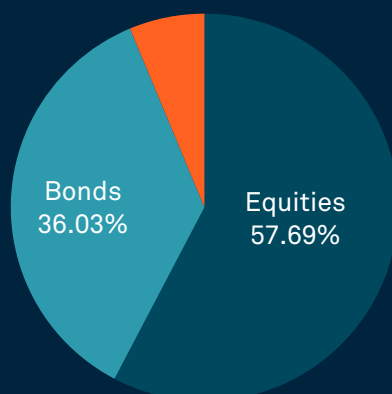
In short, FutureLegacy is built to help you grow your money and manage ups and downs in the market, with a mix of investments and features designed to help limit losses when markets fall—while keeping the level of risk in line with what you're comfortable with as you build wealth and later take an income in retirement.

WHERE DOES THE FUTURELEGACY 5 FUND INVEST



Asset allocation by sector

Cash & Others 6.28%



Equities	%
Financials	11.51
Health Care	11.20
Technology	9.76
Industrials	9.29
Consumer Discretionary	7.11
Utilities	3.59
Consumer Staples	2.69
Telecommunications	1.76
Basic Materials	0.78

Bonds	%
Overseas Bonds	30.38
UK Bonds	5.65

Cash & Others	%
Cash	6.57
Derivative Instruments	-0.29

Regional allocation may not sum to 100% as Cash & others are excluded.
 Allocation data for BNY Mellon FutureLegacy 5 Fund is illustrated as an example shown above. Allocation data as at 31 March 2026.
 Total may not sum to 100% due to rounding.

HOW THE FUNDS WORK

The FutureLegacy funds are managed using a disciplined four-step investment process that brings together a wealth of expertise from across Newton. A combination of stock pickers, asset allocators and risk managers at Newton work to deliver investment returns while controlling volatility.

STEP 1:

Creating the fund template

What we call “strategic asset allocation”, this is about working out the percentage of the fund that should be in equities, bonds and cash. It’s crucial for aligning each fund to its specific risk level. Think lots of expert modelling, analysis and forecasts to produce the optimal allocations.

STEP 2:

Picking investments

Choosing the most attractive stocks and bonds to fill the percentage allocations in Step 1. Newton’s specialist Portfolio Managers are looking for sustainable companies that are financially appealing as well as helping to create a better world. These might be firms that are already “green leaders”, or “brown-to-green improvers” that are committed to transitioning their business model. The managers also have sustainable investment restrictions that are intended to exclude businesses involved in activities which Newton deems to be harmful from an environmental or social perspective.

STEP 3:

Identifying short-term opportunities

Markets are always moving, throwing up new opportunities and threats. Newton’s Asset Allocation Group tracks the changing market conditions, identifying short-term adjustments to the funds that could enhance returns or help manage risk.

STEP 4:

Putting it all together

Day-to-day management of the funds and implementing Steps 1 to 3 is undertaken by a bespoke team of expert portfolio and risk managers at Newton. They constantly monitor the risk levels of the funds, aiming to mitigate price volatility with the help of derivatives, currency hedging and cash management.

THE TEAM LOOKING AFTER YOUR INVESTMENT

FutureLegacy is managed using a team-based approach, with key members including:



Paul Flood,
Head of Multi-Asset and Charities

Paul is Head of Multi-Asset and Charities and Lead Manager of the Newton Multi-Asset Diversified Return strategy, the Newton Multi-Asset Income strategy and the Newton Multi-Asset Growth strategy. He provides leadership and analysis on asset allocation, derivatives and convertible bonds for the wider firm. He is a CFA¹¹ charterholder and has completed the certificate in quantitative finance (CQF) which he passed with distinction. Paul studied Astrophysics at the University of St Andrews.

Joined industry: 2004

Joined Newton: 2004



Bhavin Shah,
Portfolio Manager

Bhavin is the Lead Portfolio Manager in the FutureLegacy investment team. He is also a Portfolio Manager on numerous other multi-asset accounts at Newton. Bhavin is also a member of the multi-asset Investment Risk Oversight Group. Prior to joining Newton, he worked at SG Hambros where he was responsible for managing client portfolios focused on absolute return and multi-asset strategies. Bhavin holds an MSc in Mathematics with distinction and is a CFA[®] charterholder.

Joined industry: 2004

Joined Newton: 2011



Paul Byrne,
Portfolio Manager

Paul is a member of Newton's multi-dimensional research team and works within the quantitative equity team. Paul is a quantitative analyst with a focus on providing analysis to aid portfolio construction and risk management across Newton's product range, while also being a Portfolio Manager across Newton's FutureLegacy range and thematic mandates.

Joined industry: 2007

Joined Newton: 2010



Nancy Last,
Senior Portfolio Analyst

Nancy is a Senior Portfolio Analyst working in the FutureLegacy team. Nancy, who joined Newton in 2017, initially worked in business control before moving into the portfolio implementation team.

Nancy has a first-class degree in business studies from the University of South Wales and has completed the Investment Management Certificate (IMC).

Joined industry: 2017

Joined Newton: 2017



Martin Chambers,
Portfolio Manager

Martin is a Portfolio Manager in the FutureLegacy team. He is a credit research and derivatives analyst, specialising in global investment grade and high yield bonds across several sectors including financials and utilities. Martin is also part of the team responsible for the management of the Newton Sustainable Global Dynamic Bond strategy. Before joining Newton Martin qualified as a chartered accountant (ACA) with Deloitte focusing on the insurance and investment management industries.

Joined industry: 2006

Joined Newton: 2010

¹¹ CFA[®] and Chartered Financial Analyst[®] are registered trademarks owned by CFA Institute.

WHY INVEST WITH US

BNY Investments is a leading investment manager with US\$2.1 trillion of assets under management (as at 31 March 2026). It is the investment arm of BNY, one of the world's largest financial services groups.

BNY owns a range of specialist investment managers, including BNY Investments Newton, which offer investment solutions across all the major asset classes. BNY organisational model enables each of its specialist investment managers to maintain their own investment philosophy, process and culture, while benefitting from the operational infrastructure and stability of a much larger organisation.

Why the FutureLegacy funds may be of interest to you

- You are willing and able to accept investment risk in pursuit of potential return.
- You are investing for the medium to long-term (typically five years or more).
- You have a preference to invest in sustainable businesses.
- You want to have access to invest globally.
- You want your investments to be actively managed by experts.

Where to find out more

We believe FutureLegacy's combination of active investing, sustainable stock-picking and rigorous risk management could provide an attractive solution for a wide range of investors, particularly those saving for and during retirement.

If you want to learn more about the FutureLegacy fund range, talk to your financial adviser. They'll also be able to recommend the most appropriate FutureLegacy fund for your needs, based on their knowledge of your savings goals and appetite for investment risk.

Find out more about BNY Investments online by visiting
www.bny.com/investments

GLOSSARY

ABSOLUTE RETURN: Aims to achieve a positive return over a set timeframe and in all market conditions, although this is never guaranteed.

ACCUMULATION: Increasing the position size in one asset, increasing the number of assets owned/positions, or an overall increase in buying activity in an asset.

ACTIVE MANAGEMENT: A process whereby an investment professional actively makes buy, hold and sell decisions and aims to outperform the overall market.

ASSET ALLOCATION: An investment strategy that aims to balance risk and reward by apportioning a portfolio's assets according to an individual's goals, risk tolerance, and investment horizon.

ASSET CLASS: A broad group of investments with similar financial characteristics.

AUTHORISED CORPORATE DIRECTOR (ACD): Is responsible for the running of an investment fund. They have a duty to act in the best interests of the fund's investors, and ensure that the fund is well managed in line with regulations and with the investment objectives and policies set out in its prospectus.

BASIC MATERIALS: The sector of companies involved in the discovery, development and processing of raw materials. The sector includes the mining and refining of metals, chemical products and forestry products.

BENCHMARK: A baseline for comparison against which a fund can be measured.

BOND(S): A loan of money by an investor to a company or government for a stated period of time in exchange for a fixed interest rate payment and the repayment of the initial amount at its conclusion.

CAPITAL GROWTH: When the current value of an investment is greater than the initial amount invested.

CAPITAL PRESERVATION: A conservative investment strategy where the primary goal is to preserve capital and prevent loss in a portfolio.

CONSUMER DISCRETIONARY: Goods and services considered non essential by consumers but desirable if their income is sufficient to purchase them.

CONSUMER STAPLES: Goods and services that people are unable or unwilling to cut out of their budgets regardless of their financial situation.

CONVERTIBLE(S)/BOND(S): A convertible bond is a fixed income debt security that yields interest payments, but can be converted into a predetermined number of equity shares. The conversion

from the bond to stock can be done at certain times during the bond's life and is usually at the discretion of the bondholder.

CURRENCY HEDGING: An investment with the aim of offsetting potential losses incurred by a related investment.

DECUMULATION: Using saved money after you stop working. You withdraw and spend it to live in retirement. The way and order you take money out depends on your needs, how much you have, and your risk comfort.

DERIVATIVES: Financial contracts, set between two or more parties, that derive their value from an underlying asset, group of assets, or benchmark.

DIVERSIFICATION: Investing in a variety of companies or financial instruments, which typically perform differently from one another.

ENVIRONMENTAL, SOCIAL AND GOVERNANCE (ESG): Elements or factors of responsible investment consisting of a set of standards through which a company's operations can be screened prior to investing.

EQUITY/EQUITIES: Shares issued by a company, representing an ownership interest.

FINANCIALS: A sector made up of companies that provide financial services.

FIXED INCOME: Broadly refers to those types of investment security that pay investors fixed interest or dividend payments until their maturity date.

FIXED INCOME BONDS: A loan of money by an investor to a company or government for a stated period of time in exchange for a fixed interest rate payment and the repayment of the initial amount at its conclusion.

HIGH YIELD: Fixed income securities with a low credit rating that are considered to be at higher risk of default than better quality securities but have the potential for higher rewards.

INDEX/INDICES: A portfolio of investments representing a particular market or a portion of it. For example: The FTSE 100 is an index of the shares of the 100 largest companies on the London Stock Exchange.

INDUSTRIALS: The industrial goods sector includes stocks of companies that mainly produce capital goods used in manufacturing, resource extraction, and construction.

INVESTMENT GRADE: Fixed income securities with a medium or high credit rating that are considered to be at lower

risk from default than those issued with lower credit ratings.

INVESTMENT RETURNS: The gain or loss from an investment over a stated period of time – expressed in either percentage or cash terms.

MACROECONOMIC: The performance and behaviour of an economy, including factors such as economic output, unemployment, inflation and investment.

MARKET INDEX: A portfolio of investments representing a particular market or a portion of it. For example: The FTSE 100 is an index of the shares of the 100 largest companies on the London Stock Exchange.

MULTI-ASSET: An investment containing more than one asset class, such as cash, equity or bond.

OUTPERFORMANCE: To have a greater performance/return to a comparator.

PASSIVE: An investment strategy, which tries to replicate the behaviour of a specified index.

PORTFOLIO: A collection of investments.

RETURN(S)/RETURNED: The gain or loss from an investment over a stated period of time – expressed in either percentage or cash terms.

SECTORS: An area of the economy in which businesses share the same or related business activity, product, or service.

SECURITY/SECURITIES: A tradable financial asset such as a share in a company or a fixed income security also known as a bond.

SHARE(S): Also known as equity, is a security representing the ownership of a fraction of a company listed on the stock market.

SUSTAINABLE INVESTING: Focuses on meeting the needs of the present without compromising the ability of future generations to meet their needs. The concept of sustainability is composed of three pillars.

VOLATILITY: Large and/or frequent moves up or down in the price or value of an investment or market.

If you are unsure which type of investment is right for you, please contact a financial adviser.

The Funds can invest more than 35% of net assets in different transferable securities and money market instruments issued or guaranteed by the UK or an EEA State, its local authorities, a third country or public international bodies of which the UK or one or more EEA States are members.

The value of investments and the income received can fall as well as rise and investors may not get back the original amount invested.

Important information

This is a financial promotion. Any views and opinions are not investment advice or a research recommendation. Portfolio holdings are subject to change, for information only and are not investment recommendations. BNY is the corporate brand of The Bank of New York Mellon Corporation and may be used to reference the corporation as a whole and/or its various subsidiaries generally. BNY Mellon Investment Funds is an open-ended investment company with variable capital (ICVC) with limited liability between sub-funds. Incorporated in England and Wales: registered number IC27. The Authorised Corporate Director (ACD) is BNY Mellon Fund Managers Limited (BNY MFM), incorporated in England and Wales: No. 1998251. Registered address: BNY Mellon Centre, 160 Queen Victoria Street, London EC4V 4LA. Authorised and regulated by the Financial Conduct Authority. **Issued in the UK** by BNY Mellon Investment Management EMEA Limited, BNY Mellon Centre, 160 Queen Victoria Street, London EC4V 4LA. Registered in England No. 1118580. Authorised and regulated by the Financial Conduct Authority. This material may be distributed by Newton Investment Management Limited in the UK to professional investors. Newton Investment Management Limited, 160 Queen Victoria Street, London EC4V 4LA. Registered in England No. 01371973. Authorised and regulated by the Financial Conduct Authority.

Document ID: 3301750. Expiry: 31 March 2027