

BNY Mellon Large Cap Equity Fund

ANNUAL
SHAREHOLDER
REPORT
DECEMBER 31, 2025

Class C – DEYCX

This annual shareholder report contains important information about BNY Mellon Large Cap Equity Fund (the “Fund”) for the period of January 1, 2025 to December 31, 2025. You can find additional information about the Fund at bny.com/investments/literaturecenter. You can also request this information by calling 1-800-373-9387 (inside the U.S. only) or by sending an e-mail request to info@bny.com.

What were the Fund’s costs for the last year?

(based on a hypothetical \$10,000 investment)

Share Class	Costs of a \$10,000 investment	Costs paid as a percentage of a \$10,000 investment
Class C*	\$189	1.75%

* During the period, fees were waived and/or expenses reimbursed pursuant to an agreement with the Fund’s investment adviser, BNY Mellon Investment Adviser, Inc. If this agreement is not extended in the future, expenses could be higher.

How did the Fund perform last year?

- For the 12-month period ended December 31, 2025, the Fund’s Class C shares returned 16.02%.
- In comparison, the S&P 500® Index (the “Index”) returned 17.87% for the same period.

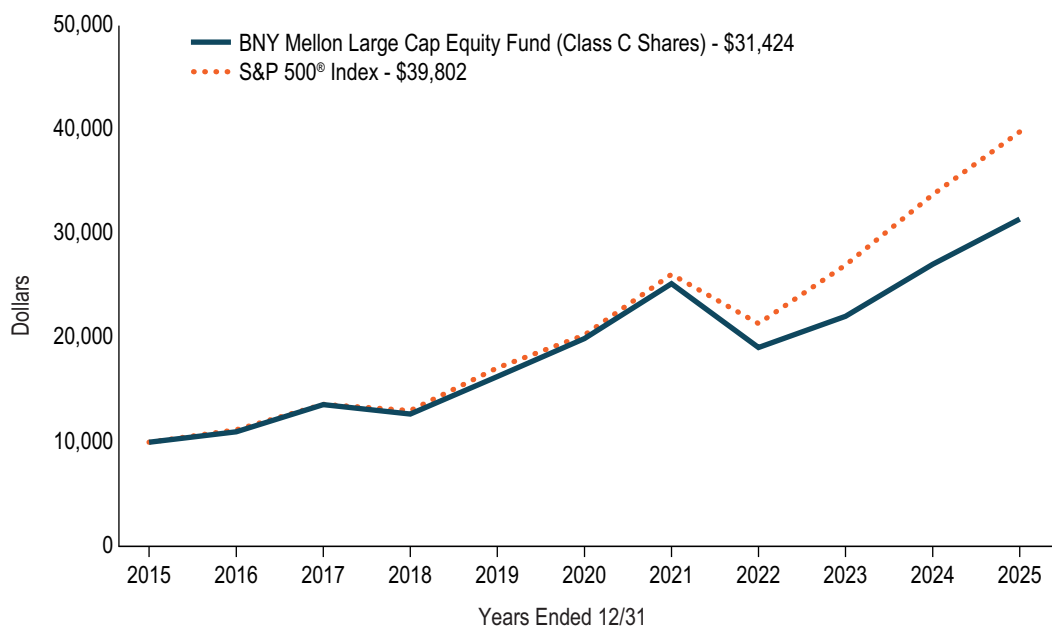
What affected the Fund’s performance?

- U.S. stocks rose as early concerns about tariffs dissipated and the economy remained resilient. Technology was the strongest driver, although market leadership broadened late in the year.
- The Fund’s relative performance benefited from positive stock selection in materials and industrials, and underweight exposure to the lagging consumer staples sector.
- The primary detractor was underperformance in the health care sector.

How did the Fund perform over the past 10 years?

The Fund's past performance is not a good predictor of the Fund's future performance. The graph and table do not reflect the deduction of taxes that a shareholder would pay on fund distributions or redemption of fund shares.

**Cumulative Performance from January 1, 2015 through December 31, 2025
Initial Investment of \$10,000**



The above graph compares a hypothetical \$10,000 investment in the Fund's Class C shares to a hypothetical investment of \$10,000 made in the S&P 500® Index on 12/31/2015. The performance shown takes into account the maximum deferred sales charge on Class C shares and applicable fees and expenses of the Fund, including management fees, 12b-1 fees and other expenses. The Fund's performance also assumes the reinvestment of dividends and capital gains. Unlike the Fund, the Index is not subject to charges, fees and other expenses. Investors cannot invest directly in any index.

AVERAGE ANNUAL TOTAL RETURNS (AS OF 12/31/25)

Class C Shares	1YR	5YR	10YR
with Maximum Deferred Sales Charge - 1.00%	15.08%*	9.50%	12.13%
without Deferred Sales Charge	16.02%	9.50%	12.13%
S&P 500® Index	17.87%	14.42%	14.81%

* The maximum contingent deferred sales charge for Class C shares is 1.00% for shares redeemed within one year of the date purchased.

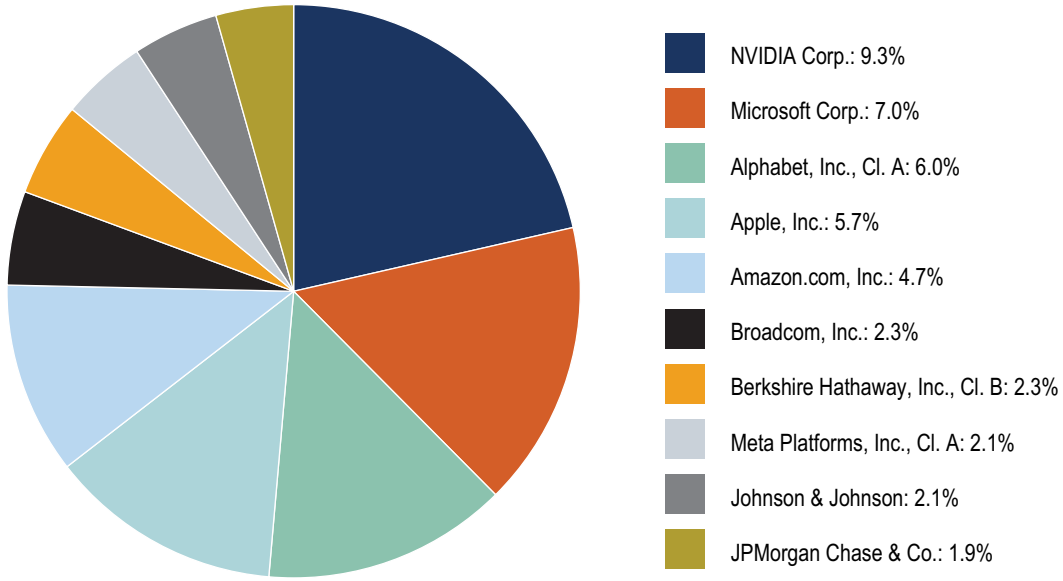
The performance data quoted represent past performance, which is no guarantee of future results. For more current information visit bny.com/investments/literaturecenter.

KEY FUND STATISTICS (AS OF 12/31/25)

Fund Size (Millions)	Number of Holdings	Total Advisory Fee Paid During Period	Annual Portfolio Turnover
\$151	80	\$1,077,484	38.87%

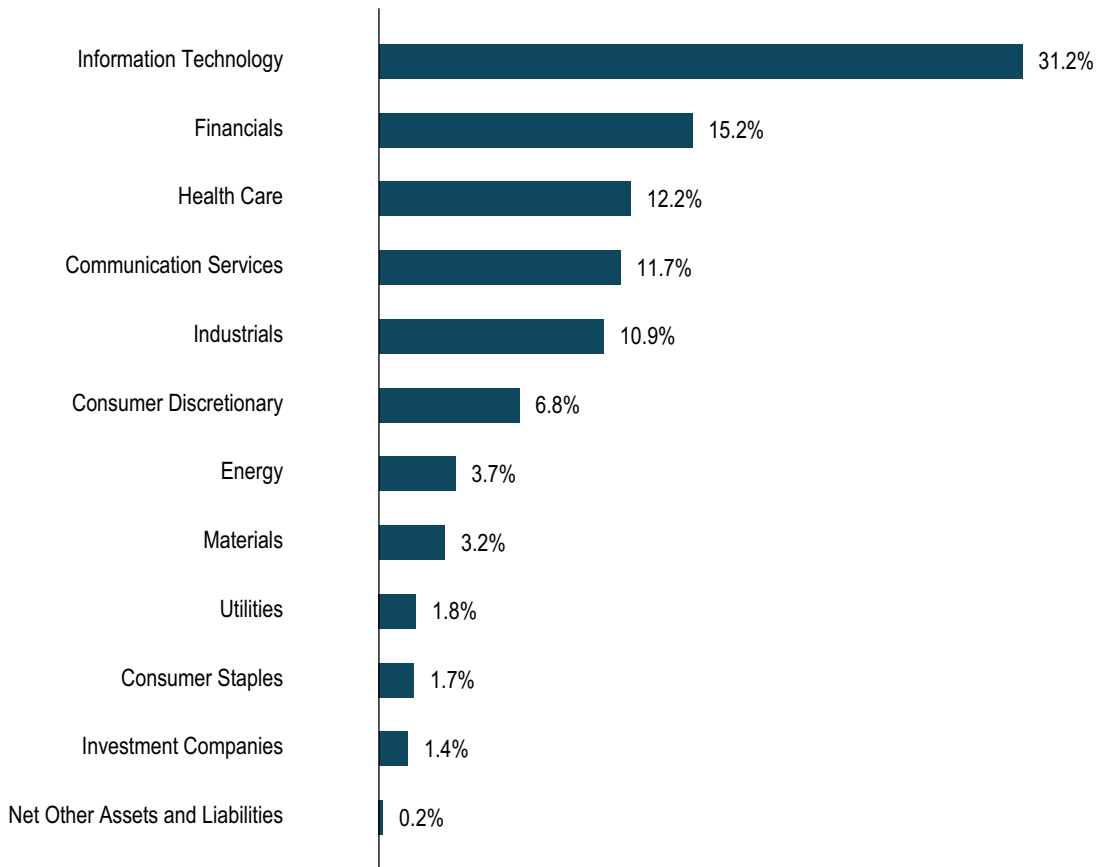
PORTFOLIO HOLDINGS (AS OF 12/31/25)

Top Ten Holdings (Based on Net Assets)*



* Excludes money market funds or other short-term securities held for the investment of cash and cash collateral for securities loaned, if any.

Sector Allocation (Based on Net Assets)



For additional information about the Fund, including its prospectus, financial information, portfolio holdings and proxy voting information, please visit bny.com/investments/literaturecenter.

Not FDIC Insured. Not Bank-Guaranteed. May Lose Value

© 2026 BNY Mellon Securities Corporation, Distributor,
240 Greenwich Street, 9th Floor, New York, NY 10286
Code-6513AR1225

