

MySTANDARDS

Quick Guide Through MyStandards

Get Ready with MyStandards

1

GET STARTED
WITH
MYSTANDARDS

2

CONSULT
USAGE
GUIDELINES
(UG)

3

TEST WITH THE
READINESS
PORTAL

Get Started with MyStandards

1

REGISTER
SWIFT.COM ACCOUNT

2

ACCESS AND
EXPLORE
MYSTANDARDS

USEFUL LINKS:

Swift.com user:

[How to become a swift.com user](#)

[Registration User Guide](#), provides detailed information and instructions about swift.com profiles.

[Security guide](#), for information and guidelines about security on swift.com, please consult the swift.com.

[Registration form](#)

Register swift.com Account

Do you have a swift.com account?

If yes, proceed to Log into MyStandards or access directly MyStandards ([link](#));

If not, please check out the next few slides for more details or proceed directly to the registration form [here](#).

USEFUL LINKS:

Swift.com user:

[How to become a swift.com user](#)

[Registration User Guide](#), provides detailed information and instructions about swift.com profiles

[Security guide](#), for information and guidelines about security on swift.com, please consult the swift.com

[Registration form](#)

NOTE:

Registering for www.swift.com account is free of charge.

If your institution is part of the SWIFT community, you can link your user account to an 8-character BIC, partner identifier code (PIC) or customer number, which may allow access to additional services.

For further details, check out the Registration User Guide.

Register swift.com Account (cont.)

1

CREATE NEW
ACCOUNT

2

CONFIRM
REGISTRATION

3

SET 2-STEP
VERIFICATION

USEFUL LINKS:

Swift.com user:

[How to become a swift.com user](#)

[Registration User Guide](#), provides detailed information and instructions about swift.com profiles

[Security guide](#), for information and guidelines about security on swift.com, please consult the swift.com

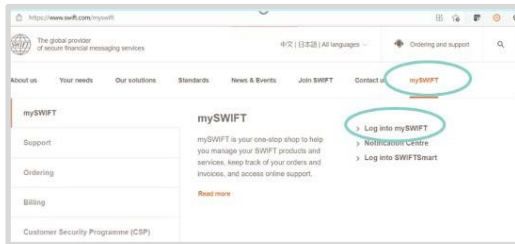
[Registration form](#)

Register swift.com Account (cont.)

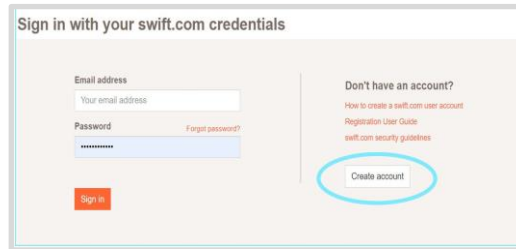
1

CREATE NEW ACCOUNT

Go to www.swift.com
At the tab 'MySWIFT'
Go to 'Log into MySWIFT'



Under 'create account' you will find the registration form



Fill-in your details and submit

Register swift.com Account (cont.)

2

CONFIRM
REGISTRATION

Email to confirm the
registration request

Confirm registration

Account creation window
Confirm account creation

Registration
confirmation email

3

SET 2-STEP
VERIFICATION

Go to www.swift.com
At the tab MySWIFT

Log into MySWIFT

Enable 2-step verification
page appears

Set up 2-step
verification

Email to confirm
configuration
request

Email with 2-step
verification code
Enter the verification
code and click verify
code

Access and Rxplore MyStandards

Log into MyStandards

TO ACCESS MYSTANDARDS, GO TO:

www.swift.com, MySWIFT, and Log into MySWIFT, Under Products you will be able to access MyStandards, **or**

www.swift.com , directly through the MyStandards product page ([link](#))

USEFUL LINKS:

MyStandards:

[MyStandards product page](#) on www.swift.com

Detailed information on the product portfolio, overview of features, licensing options, etc.

[MyStandards platform](#) to browse to content and explore product features and functionalities (depending on access rights of your institution)

[MyStandards User Guide](#)

[MyStandards Service Description](#)

NOTE:

By accessing MyStandards, you have access to content publicly made available by the various publishing organizations. Other content may be subject to access requested through MyStandards to the publishing organization.

To make use of the advanced features of MyStandards, such as publication, comparison of usage guidelines owned by different organizations, or testing, you may be required MyStandards license.

For list of available features and license, please consult the MyStandards Product page on Licensing Options, link [here](#).

Access and Explore MyStandards (cont.)

1

PUBLIC CONTENT

Content available to all MyStandards users, free and licensed users.

2

PRIVATE CONTENT

Content available to the users of the publishing organization and may be subject to access request to the publishing organization.

USEFUL LINKS:

MyStandards:

[MyStandards product page](#) on www.swift.com

Detailed information on the product portfolio, overview of features, licensing options, etc.

[MyStandards platform](#) to browse to content and explore product features and functionalities (depending on access rights of your institution)

[MyStandards User Guide](#) [MyStandards Service Description](#)

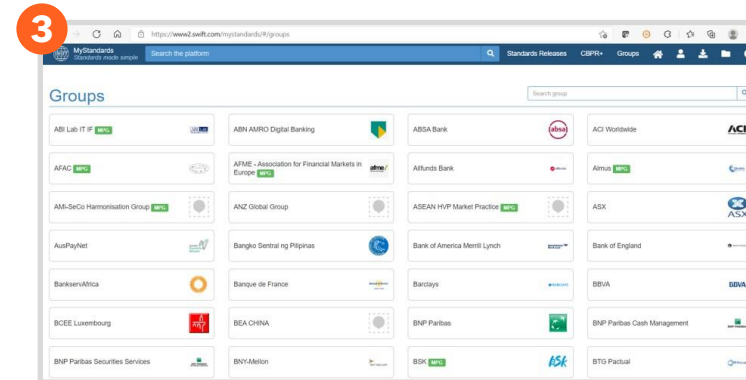
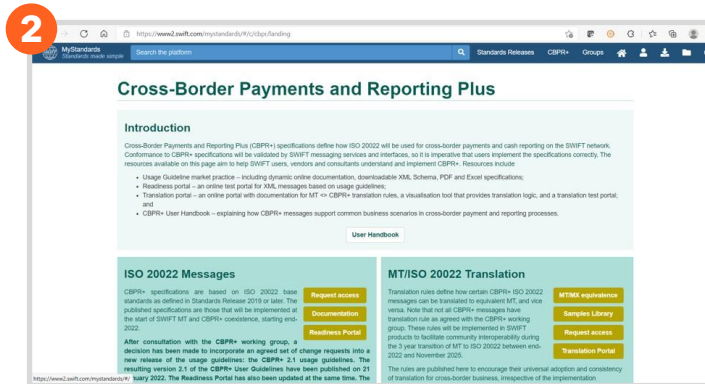
Access and Explore MyStandards (cont.)

1

PUBLIC
CONTENT

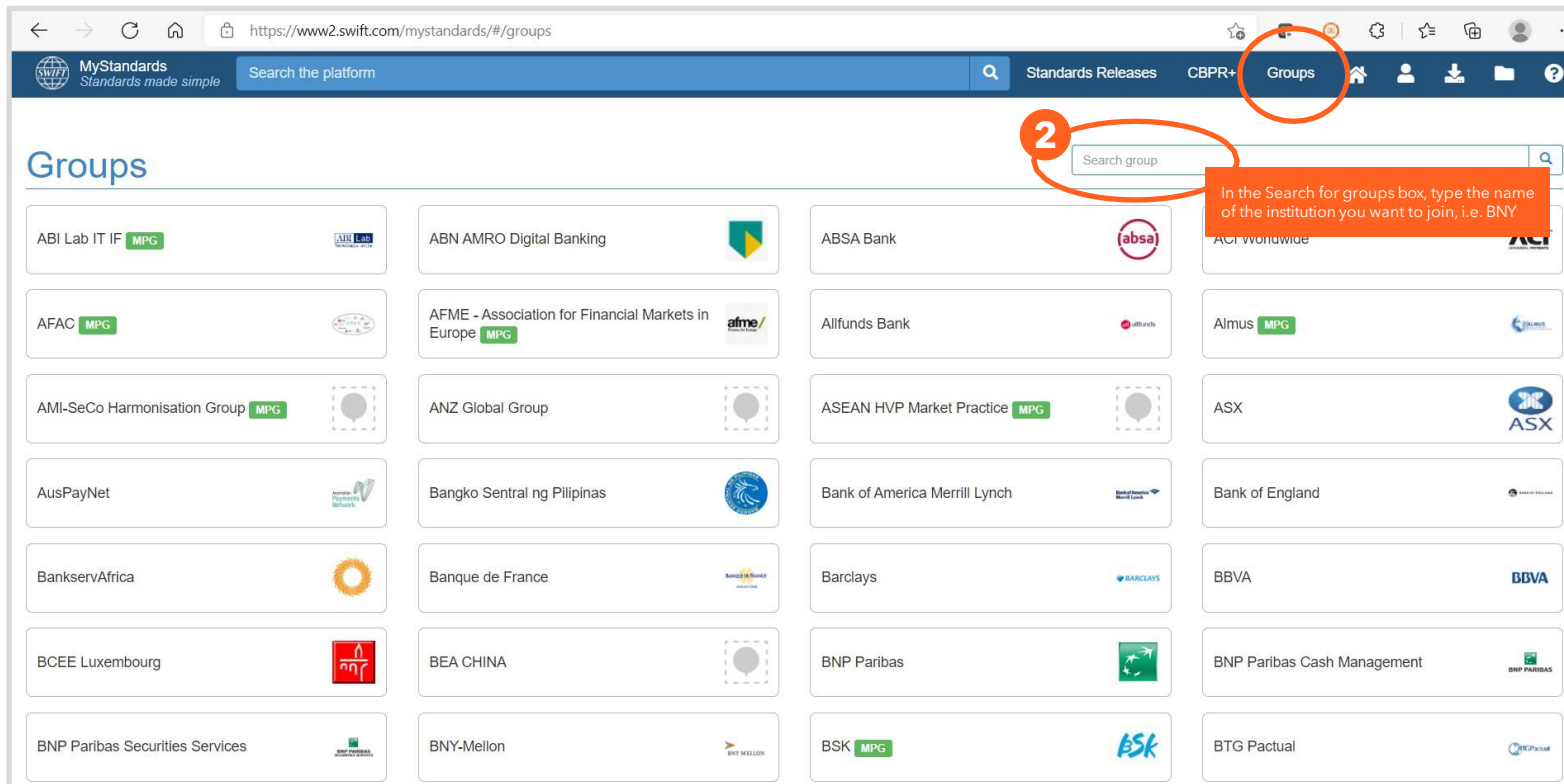
Content available to all MyStandards users, free and licensed users, such as Standards Releases MT and ISO 20022, CBPR+ specifications, specifications by various Market Practice, etc.

Explore through the top bar of the window:



Access and Explore MyStandards (cont.)

Content available to the users of the publishing organization and may be subject to access request to the publishing organization.



Access and Explore MyStandards (cont.)

2PRIVATE
CONTENT

Content available to the users of the publishing organization and may be subject to access request to the publishing organization.

3

4

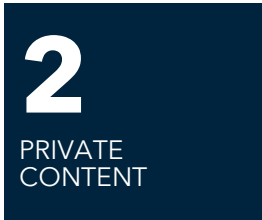
5

6

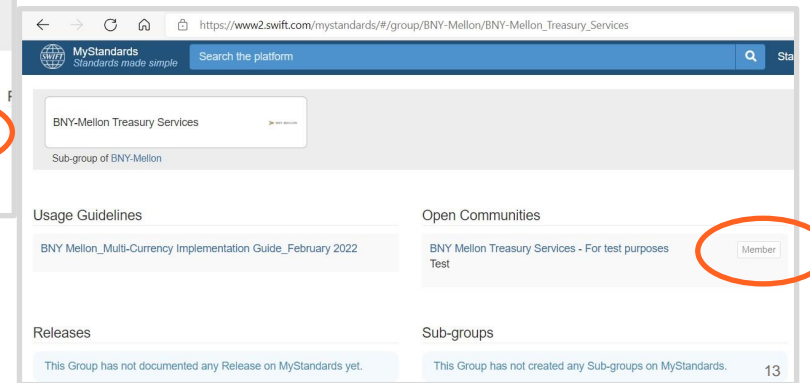
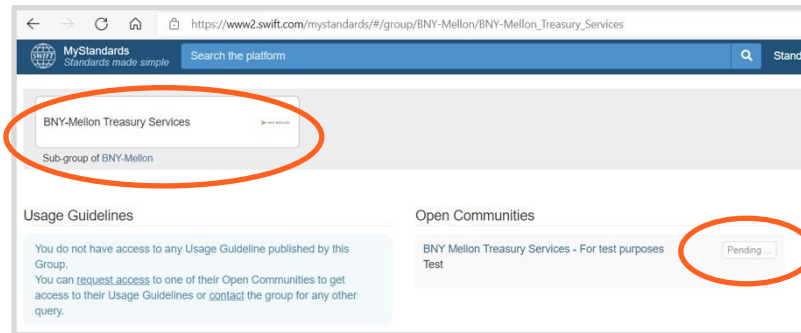
By clicking on the name, you get view on the community or group the institution has:

By clicking on the group name, at the next screen you have the Request access possibility

Access and Explore MyStandards (cont.)



Once the request has been sent to the publishing institution, the 'request access' button will be in status 'pending' until the administrator of the group accepts it. If you have been granted access, the 'request access' button will change into 'member'.



2

CONSULT USAGE GUIDELINES (UG)

USEFUL LINKS:

MyStandards:

[MyStandards product page](#) on www.swift.com

Detailed information on the product portfolio, overview of features, licensing options, etc.

[MyStandards platform](#) to browse to content and explore product features and functionalities (depending on access rights of your institution).

[MyStandards User Guide](#)

[MyStandards Service Description](#)

NOTE:

MyStandards allows you to easily consult content at any time, at your own pace.

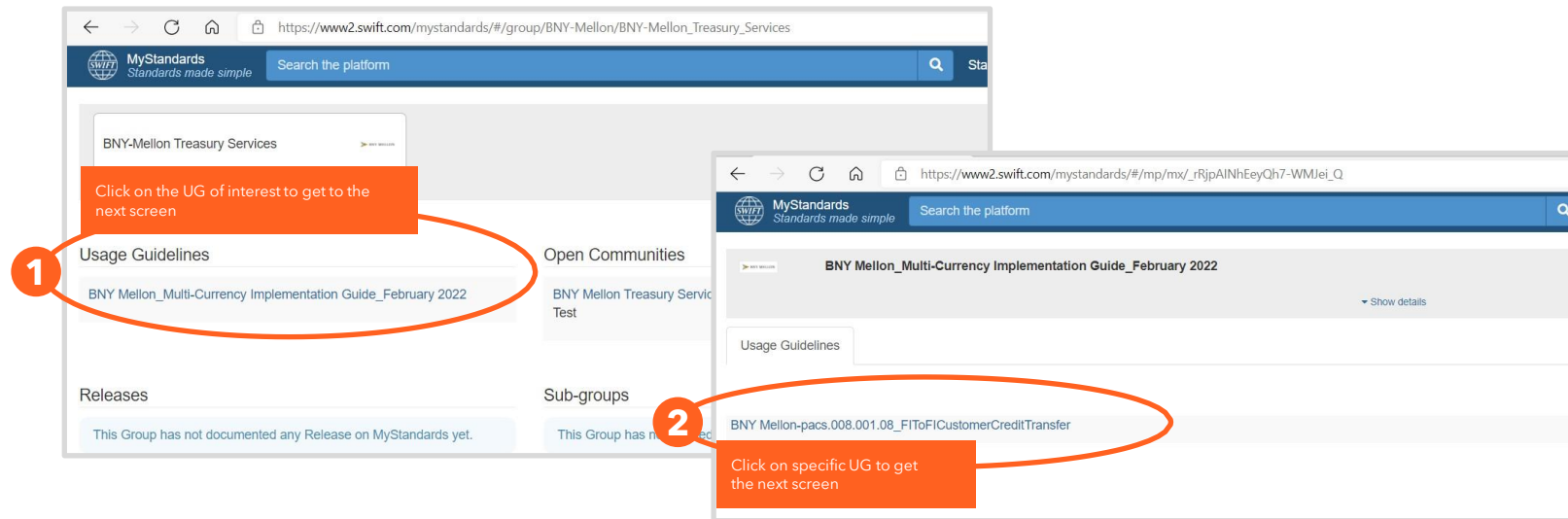
The usage guideline of the institution you are trying to access is created and maintained on MyStandards by BNY Mellon as the publishing organization.

For any comments or questions on the content, you may reach out directly via your BNY Mellon contact or via the contact form available on MyStandards.

For any question related to access to the MyStandards tool or the MyStandards product offering, you may reach out to mystandards@swift.com.

Consult Usage Guidelines (UG)

By obtaining access or becoming a member of the group (sub-group) you are provided access to the usage guideline(s) made available by the publisher.



Consult Usage Guidelines (UG) (cont.)

Visual representation of the elements of the message

Options to explore

Use the arrows to check for more detailed elements

Compare is a feature available to licensed users that allows to compare UGs of the same/ different publisher

My selection works like a shopping basket in e-commerce applications, where a UG can be added

Description of the selected element on the left hand side

Export allows to download the UG as a pdf, excel or XML schema

BNY Mellon-pacs.008.001.08_FIToFICustomerCreditTransfer
BNY Mellon_Multi-Currency Implementation Guide_February 2022 (Format: MX)
Intended Header: BusinessApplicationHeaderV02

Result View Sample Messages Impact Analysis Comments

☐ View only restricted elements ☐ Hide removed elements ☐ Show XML Tags

search message (min 2 chars)

Name	Min	Max	Restrictions
Full Message	1	1	
Business Application Header V02 (head.001.001.02) Mandatory	1	1	
Document	1	1	
FI To FI Customer Credit Transfer V08 (pacs.008.001.08)			
Group Header	1	1	
Message Identification	1	1	ABC 123
Creation Date Time	1	1	ABC 123
Batch Booking	0	1	
Number Of Transactions	1	1	
Control Sum	0	1	
Total Interbank Settlement Amount	0	1	
Interbank Settlement Date	0	1	
Settlement Information	1	1	

FI To FI Customer Credit Transfer V08 (pacs.008.001.08)

Rules

- CBPR_Agent_Name_Postal_Address_FormaRule**
Name and Address must always be present together.
More information
- CBPR_Instruction_for_Creditor_Agent1_FormaRule**
The code "HOLD" is not allowed if the code "CHQB" is present.
More information
- CBPR_Instruction_for_Creditor_Agent2_FormaRule**
The code "TELB" is not allowed if the code "PHOB" is present.
More information

Documentation

Scope

The FinancialInstitutionToFinancialInstitutionCustomerCreditTransfer message is sent by the debtor agent to the creditor agent, directly or through other agents and/or a payment clearing and settlement system. It is used to move funds from a debtor account to a creditor.

Usage

The FIToFICustomerCreditTransfer message is exchanged between agents and can contain one or more customer credit transfer instructions.

The FIToFICustomerCreditTransfer message does not allow for grouping a

Consult Usage Guidelines (UG) (cont.)

The screenshot displays the MyStandards platform interface. At the top, the URL is https://www2.swift.com/mystandards/#/mp/mx/_rJpAlNhEeyQh7-WMJeI_Q/_tplygYNhEeyQh7-WMJeI_Q/GroupHeader/MessageIdentification!conte.... The page title is "BNY Mellon-pacs.008.001.08_FIToFICustomerCreditTransfer".

A legend box is overlaid on the page, explaining the icons used in the message structure table:

- = Changes below
- = A parent of this element has been added
- = A parent of this element has been removed
- = Type changed
- = Element ignored
- = Element removed
- = This element is added
- = A parent of this element has been ignored
- = Element changed
- = Multiplicity changed

The message structure table is shown below the legend:

Name	Min	Max	Restrictions
Full Message	1	1	
Business Application Header V02 (head.001.001.02) Mandatory	1	1	
Document	1	1	
FI To FI Customer Credit Transfer V08 (pacs.008.001.08)			
Group Header	1	1	
Message Identification	1	1	
Creation Date Time	1	1	
Batch Booking	0	1	
Number Of Transactions	1	1	
Control Sum	0	1	
Total Interbank Settlement Amount	0	1	
Interbank Settlement Date	0	1	
	1	1	

The right-hand side of the page shows the details for the "Message Identification" element, including its multiplicity (Mandatory, Non repetitive [1..1]), a comment from BNY Mellon, and its type (CBPR_RestrictedFINXMax35Text (based on string) with constraints: minLength: 1, maxLength: 35, pattern: [0-9a-zA-Z\^-\?:\(\)\.,\+]+).

3

TEST WITH THE READINESS PORTAL

USEFUL LINKS:

MyStandards:

[MyStandards product page](#) on www.swift.com

Detailed information on the product portfolio, overview of features, licensing options, etc.

[MyStandards platform](#) to browse to content and explore product features and functionalities (depending on access rights of your institution).

[MyStandards User Guide](#)

[MyStandards Readiness Portal User Guide](#)

[MyStandards Service Description](#)

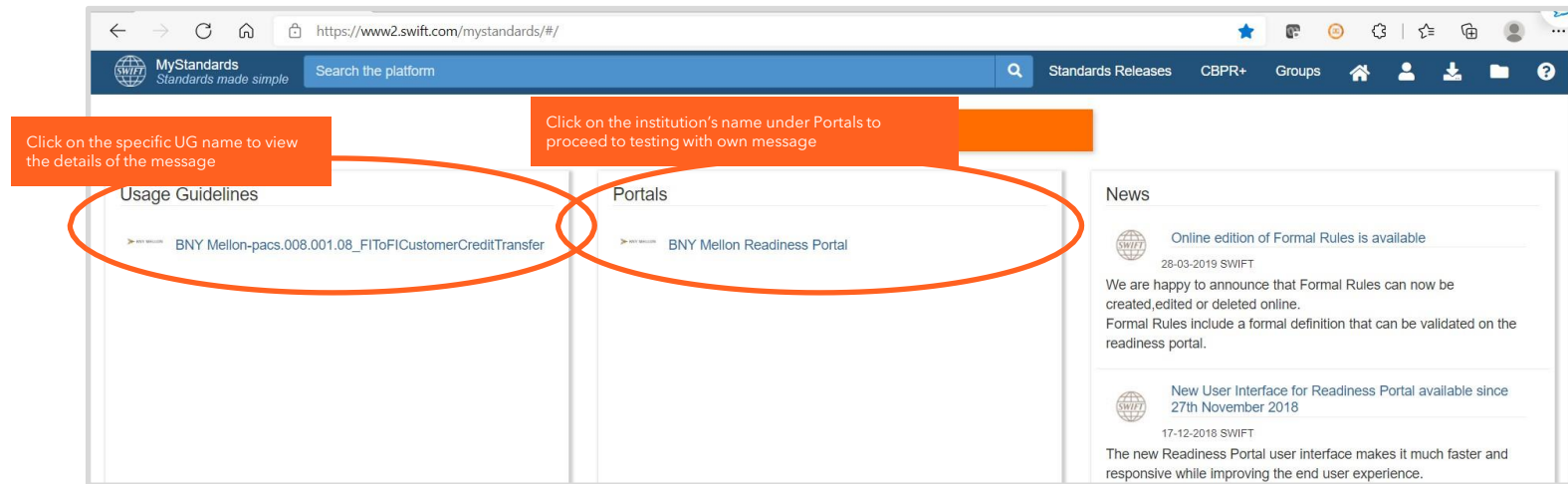
NOTE:

A Readiness Portal created by the publishing institution (BNY Mellon) allows testing of own sample message or bulk of messages against the institution's UG. It is intended to validate the generic syntax as well any restrictions the institution has set. In case of discrepancies, error messages or warnings are displayed and allows the user to read what the expected value is, with link to documentation to the UG, and it allows in an agile manner to correct the value and re-do the testing, until fully aligned sample message is created and downloaded.

The testing in the Readiness Portal, however, not intended to replace any additional testing required by the institution or replicate the institution's production environment. For more information, reach out to your BNY contact.

Test with the MyStandards Readiness Portal

Once you login with your account and access MyStandards, on the home page you will see the Usage Guidelines (UG) the publishing institution has granted you access to, and under Portals, the Readiness Portal (RP) created for specific UG against which you can test own sample message.



Test with the MyStandards Readiness Portal (cont.)

The screenshot displays the BNY Mellon Readiness Portal interface. The browser address bar shows the URL: https://www2.swift.com/mystandards/#/portal/_2qhuUj0IEey2VrG6wv8dmw. The page header includes the BNY Mellon logo and the text "BNY Mellon Readiness Portal". A search bar and a "Group by: Direction" dropdown are visible. The main content area shows a list of guidelines under the heading "To BNY-Mellon Treasury Services". One guideline, "BNY Mellon-pacs.008.001.08_FIToFICustomerCreditTransfer", is highlighted with an orange circle. Below this guideline, there are statistics: "Total Completed Tests: 0 In Current Version" and "Total Valid Tests: 0 In Current Version", along with the "Format: MX". A "Documentation" link is circled in orange, with an annotation "Access to the UG" pointing to it. A "Test" button is also visible, with an annotation "Access to the UG" pointing to it. In the top right corner, a question mark icon is circled in orange, with an annotation "Link to the MyStandards Readiness Portal User Guide" pointing to it.

BNY Mellon Readiness Portal

Search among 2 guidelines

Group by: Direction

To BNY-Mellon Treasury Services

BNY Mellon-pacs.008.001.08_FIToFICustomerCreditTransfer

Access to the UG

0 Total Completed Tests
0 In Current Version

0 Total Valid Tests
0 In Current Version

Format: MX

Documentation Download Samples History Test

Access to the UG

BNY Mellon-pacs.008.001.08_FIToFICustomerCreditTransfer

0 Total Completed Tests
0 In Current Version

0 Total Valid Tests
0 In Current Version

Format: MX

Documentation Download Samples History Test

Link to the MyStandards Readiness Portal User Guide

Test with the MyStandards Readiness Portal (cont.)

The screenshot displays the BNY Mellon Readiness Portal interface. The top navigation bar includes the BNY Mellon logo, the portal name, a 'PUBLISHED' status indicator, and a 'MyStandards' link. Below the navigation bar, there is a search bar and a 'Group by' dropdown menu. The main content area is divided into two sections: 'To BNY-Mellon Treasury Services' and 'From BNY-Mellon Treasury Services'. Each section contains a card for the 'BNY Mellon-pacs.008.001.08_FIToFICustomerCreditTransfer' guideline. The cards show '0 Total Completed Tests' and '0 Total Valid Tests' (both '0 in Current Version') and 'Format: MX'. A 'Test' button is located at the bottom of each card. A callout box labeled '1' points to the 'Test' button with the text 'To test a sample message, click on the Test button'. A second callout box labeled '2' points to a pop-up window that appears after clicking the 'Test' button. The pop-up window has a title bar with a close button and contains two buttons: 'Upload a Message' and 'Upload a ZIP', separated by 'OR' text. Below these buttons is a text area labeled 'Paste your message here...'.

1 To test a sample message, click on the Test button

2 A pop-up window appears allowing to upload a message or a ZIP

Test with the MyStandards Readiness Portal (cont.)

Once a message is uploaded, the following screen appears. If the sample message is inline with the UG, Valid message note appears

The screenshot displays the BNY Mellon Readiness Portal interface. The top navigation bar includes the BNY Mellon logo, the portal name, a 'PUBLISHED' status indicator, and a 'MyStandards' link. The main content area shows a 'Valid' message test result for 'BNY Mellon-pacs.008.001.08_FIToFICustomerCreditTransfer' on 07-03-2022 at 12:56. A 'Summary' tab is active, displaying a 'Valid message' status. Below this, a table provides details: Usage Guideline (BNY Mellon-pacs.008.001.08_FIToFICustomerCreditTransfer), Format (MX), Source (CBPR c.29.1.1.pacs.008-Atob_20210630.xml), and Test Date (07 Mar 2022 12:56 UTC). An orange box labeled 'ERROR DETAILS PANE' is positioned to the right of the table. The bottom section, labeled 'MESSAGE DETAILS PANE', contains a 'Test' button and a 'Download Message' link. Below these, the XML message content is displayed, starting with a line number 18 and ending with 44. The XML structure includes headers for Financial Institution ID, From, To, and Business Message ID, followed by a document root element for FIToFICustomerCreditTransfer.

BNY Mellon Readiness Portal

Valid

BNY Mellon-pacs.008.001.08_FIToFICustomerCreditTransfer

07-03-2022 12:56

Summary

Valid message

Usage Guideline BNY Mellon-pacs.008.001.08_FIToFICustomerCreditTransfer

Format MX

Source CBPR c.29.1.1.pacs.008-Atob_20210630.xml

Test Date 07 Mar 2022 12:56 UTC

ERROR DETAILS PANE

Test Upload Download Message

```
18 <FinInstnId>
19 <BICFI>RBOSGB2L</BICFI>
20 </FinInstnId>
21 </FIId>
22 </Fr>
23 <To>
24 <FIId>
25 <FinInstnId>
26 <BICFI>NDEAFIHH</BICFI>
27 </FinInstnId>
28 </FIId>
29 </To>
30 <BizMsgId>pacs8bizmsgidr01</BizMsgId>
31 <MsgDefId>pacs.008.001.08</MsgDefId>
32 <BizSvc>swift.cbprplus.02</BizSvc>
33 <CreDt>2021-02-17T08:30:00+01:00</CreDt>
34 </AppHdr>
35 <Document xmlns="urn:iso:std:iso:20022:tech:xsd:pacs.008.001.08">
36 <FIToFICstmrCdtTrf>
37 <GrpHdr>
38 <MsgId>pacs8bizmsgidr01</MsgId>
39 <CreDtTm>2021-02-17T08:30:00+01:00</CreDtTm>
40 <NbOfTxs>1</NbOfTxs>
41 <SttlmInf>
42 <SttlmMtd>INDA</SttlmMtd>
43 </SttlmInf>
44 </GrpHdr>
```

MESSAGE DETAILS PANE

Test with the MyStandards Readiness Portal (cont.)

Once a message is uploaded, the following screen appears. If the sample message contains irregularities versus the UG, errors and warnings will be displayed in the upper half of the window, with the message details in the lower half.

The screenshot displays the BNY Mellon Readiness Portal interface. The top navigation bar includes the BNY Mellon logo, the portal name, a 'PUBLISHED' status, and a 'MyStandards' link. The main content area is divided into two panes: the 'ERROR DETAILS PANE' at the top and the 'MESSAGE DETAILS PANE' at the bottom.

ERROR DETAILS PANE: This pane shows a '1 error' for the message 'BNY Mellon-pacs.008.001.08_FIToFICustomerCreditTransfer' dated 07-03-2022 at 12:46. The error details state: 'An empty value is not valid. It must be one of the following values : INDA, INGA'. It also indicates 'Impacted lines: Line 42'. A red box highlights the 'Escalate to support' button, with a note: 'In case further clarification or information is required and have not been covered in the available documentation, or UG, you can send your detailed question by filling in the form'.

MESSAGE DETAILS PANE: This pane shows the XML message content. A red box highlights the 'Test' button, with a note: 'Click on Test to validate the sample again'. Another red box highlights the 'Download Message' button, with a note: 'To download the valid message, click Download Message'. The XML content includes headers like '<BICFI>NDEAFIHH</BICFI>' and '<FinInstnId>', and a body with various fields like '<BizMsgId>', '<MsgDefId>', and '<CreDt>'.

Annotations on the image include:

- A red circle around the 'Test' button, labeled with a red '4'.
- A red circle around the 'Download Message' button, labeled with a red '5'.
- An orange box with text: 'In case further clarification or information is required and have not been covered in the available documentation, or UG, you can send your detailed question by filling in the form'.
- An orange box with text: 'Click on Test to validate the sample again'.
- An orange box with text: 'To download the valid message, click Download Message'.

Test with the MyStandards Readiness Portal (cont.)

The Testing History, is available on the landing page of the Readiness Portal

The screenshot displays the BNY Mellon Readiness Portal interface. The browser address bar shows the URL <https://www2.swift.com/rG6vw8dmw>. The portal header includes the BNY Mellon logo, the title 'BNY Mellon Readiness Portal', a 'PUBLISHED' status indicator, and a 'MyStandards' link. A search bar is present with the text 'Search among 2 guidelines'. Below the search bar, there are two sections: 'To BNY-Mellon Treasury Services' and 'From BNY-Mellon Treasury Services'. Each section displays test results for the guideline 'BNY Mellon-pacs.008.001.08_FIToFICustomerCreditTransfer'. The results show '9 Total Completed Tests' (9 in Current Version) and '4 Total Valid Tests' (4 in Current Version). The format is listed as 'MX'. Below the results, there are links for 'Documentation', 'Download Samples', 'History', and a 'Test' button. The 'History' link is circled in orange. An orange callout box points to the 'History' link with the text 'Overview to own testing history against the UG'. Another orange callout box points to the 'Test' button with the text 'Click to access the landing page of the portal'. A third orange callout box points to the 'Total Completed Tests' and 'Total Valid Tests' with the text 'Number of tests performed vs valid'. A fourth orange callout box points to the 'MyStandards' link in the header with the text 'Overview to own testing history against the UG'.

Click to access the landing page of the portal

Overview to own testing history against the UG

Number of tests performed vs valid

Overview to own testing history against the UG

Disclaimers & Disclosures

BNY, BNY Mellon and Bank of New York Mellon are corporate brands of The Bank of New York Mellon Corporation and may also be used as a generic term to reference the corporation as a whole or its various subsidiaries generally and may include The Bank of New York Mellon, a banking corporation organized and existing pursuant to the laws of the State of New York.

This material and any products and services may be issued or provided under various brand names in various countries by duly authorised and regulated subsidiaries, affiliates, and joint ventures of BNY, which may include any of the following: The Bank of New York Mellon, operating in the United States at 240 Greenwich Street, New York, NY 10286 and operating in England through its branch at 160 Queen Victoria Street, London EC4V 4LA, England, registered in England and Wales with numbers FC005522 and BR025038. The Bank of New York Mellon is supervised and regulated by the New York State Department of Financial Services and the US Federal Reserve and authorised by the Prudential Regulation Authority. The Bank of New York Mellon, London Branch is subject to regulation by the Financial Conduct Authority and limited regulation by the Prudential Regulation Authority. Details about the extent of our regulation by the Prudential Regulation Authority are available from us on request. The Bank of New York Mellon SA/NV, a Belgian public limited liability company, with company number 0806.743.159, whose registered office is at Boulevard Anspachlaan 1, 1000 Brussels, Belgium, authorised and regulated as a significant credit institution by the European Central Bank (ECB), under the prudential supervision of the National Bank of Belgium (NBB) and under the supervision of the Belgian Financial Services and Markets Authority (FSMA) for conduct of business rules, and a subsidiary of The Bank of New York Mellon. The Bank of New York Mellon SA/NV operating in Ireland through its branch at Riverside II, Sir John Rogerson's Quay, Dublin 2, Ireland trading as The Bank of New York Mellon SA/NV, Dublin Branch, is authorised by the National Bank of Belgium and regulated by the Central Bank of Ireland for conduct of business rules. It is registered with the Companies Registration Office in Ireland No. 907126 & with VAT No. IE 9578054E. BNY has various subsidiaries, affiliates, branches and representative offices in the Asia Pacific Region which are subject to regulation by the relevant local regulator in that jurisdiction. The Bank of New York Mellon, Singapore Branch, subject to regulation by the Monetary Authority of Singapore. The Bank of New York Mellon, Hong Kong Branch, subject to regulation by the Hong Kong Monetary Authority and the Securities & Futures Commission of Hong Kong. If this material is distributed in Japan, it is distributed by The Bank of New York Mellon Securities Company Japan Ltd, as intermediary for The Bank of New York Mellon. If this material is distributed in, or from, the Dubai International Financial Centre ("DIFC"), it is communicated by The Bank of New York Mellon, DIFC Branch, regulated by the DFSA and located at DIFC, The Exchange Building 5 North, Level 6, Room 601, P.O. Box 506723, Dubai, UAE, on behalf of The Bank of New York Mellon, which is a wholly-owned subsidiary of The Bank of New York Mellon Corporation. The Bank of New York Mellon is regulated by the Australian Prudential Regulation Authority and also holds an Australian Financial Services Licence No. 527917 issued by the Australian Securities and Investments Commission to provide financial services to wholesale clients in Australia.

BNY has various subsidiaries, affiliates, branches and representative offices in the Latin America Region which are subject to specific regulation by the relevant local regulator in each jurisdiction. This material does not constitute an offer to sell or the solicitation of an offer to buy any products or services in the People's Republic of China (PRC) to any person to whom it is unlawful to make the offer or solicitation in the PRC. BNY Mellon does not represent that this material may be lawfully distributed, or that any products may be lawfully offered, in compliance with any applicable registration or other requirements in the PRC, or pursuant to an exemption available thereunder, or assume any responsibility for facilitating any such distribution or offering. In particular, no action has been taken by the issuer which would permit a public offering of any products or distribution of this material in the PRC. Accordingly, the products are not being offered or sold within the PRC by means of this material or any other document. Neither this material nor any advertisement or other offering material may be distributed or published in the PRC, except under circumstances that will result in compliance with any applicable laws and regulations. Products may be offered or sold to PRC investors outside the territory of the PRC provided that such PRC investors are authorized to buy and sell the products in the offshore market. Potential PRC investors are responsible for obtaining all relevant approvals from the PRC government authorities, including but not limited to the State Administration of Foreign Exchange, and compliance with all applicable laws and regulations, including but not limited to those of the PRC, before purchasing the products.

The information contained in this material is for use by wholesale clients only and is not to be relied upon by retail clients. Not all products and services are offered at all locations. This material, which may be considered advertising, is for general information and reference purposes only and is not intended to provide legal, tax, accounting, investment, financial or other professional advice on any matter, and is not to be used as such. BNY does not warrant or guarantee the accuracy or completeness of, nor undertake to update or amend the information or data contained herein. BNY expressly disclaims any liability for any loss arising from or in reliance upon any of this information or data.

Trademarks and logos belong to their respective owners.

© 2024 The Bank of New York Mellon Corporation. All rights reserved. Member FDIC.

12/24

